



**Water Monitoring Result at WSD9 - Tai Wan
Mid-Flood Tide**

Date	Time	Weater Condition	Sampling Depth		Water Temperature			pH			Salinity			DO Saturation			DO		Turbidity			Suspended Solids		
					°C			-			ppt			%			mg/L		NTU			mg/L		
					Value	Average		Value	Average		Value	Average		Value	Average		Value	Average		Value	Average	Value	Average	Value
29/3/2011	11:50	Cloudy	Middle	2.5	18.20	18.20	18.20	7.95	7.95	7.95	33.28	33.28	33.29	90.3	89.3	89.9	6.97	6.89	6.94	4.86	4.26	4.37	3	3.00
	11:55		Middle	2.5	18.20	18.20		7.95	7.95		33.30	33.30		90.3	89.5		6.99	6.90		4.18	4.16		3	
31/3/2011	17:20	Cloudy	Middle	2.5	18.35	18.37	18.37	7.80	7.80	7.80	32.34	32.34	32.34	87.3	86.7	86.4	6.75	6.70	6.67	3.12	2.96	2.81	3	3.50
	17:23		Middle	2.5	18.37	18.37		7.80	7.80		32.34	32.34		89.2	82.3		6.89	6.35		2.54	2.62		4	
2/4/2011	15:48	Sunny	Middle	2.5	19.84	19.92	19.97	7.70	7.70	7.70	32.39	32.39	32.39	78.5	77.4	78.6	5.88	5.79	5.88	2.44	2.75	2.66	2	2.50
	15:50		Middle	2.5	20.05	20.05		7.70	7.70		32.39	32.39		79.1	79.4		5.91	5.93		2.72	2.72		3	
4/4/2011	16:53	Cloudy	Middle	2.0	18.80	18.80	18.80	7.86	7.86	7.86	33.14	33.14	33.14	77.5	76.4	75.5	5.89	5.83	5.75	3.02	3.38	3.34	3	3.00
	16:56		Middle	2.0	18.80	18.80		7.86	7.86		33.14	33.14		74.7	73.2		5.70	5.58		3.46	3.48		3	
6/4/2011	18:45	Cloudy	Middle	2.0	19.30	19.30	19.30	7.88	7.88	7.88	32.44	32.44	32.44	84.5	83.6	84.8	6.33	6.21	6.32	3.81	4.13	4.02	7	7.50
	18:47		Middle	2.0	19.30	19.30		7.88	7.88		32.44	32.45		84.2	86.8		6.25	6.49		4.06	4.09		8	
8/4/2011	19:51	Cloudy	Middle	2.5	20.17	20.17	20.17	7.90	7.90	7.90	31.07	31.07	31.07	91.0	91.4	91.4	6.62	6.65	6.65	1.92	1.41	1.66	5	5.00
	19:53		Middle	2.5	20.17	20.17		7.90	7.90		31.07	31.07		91.8	91.2		6.68	6.64		1.55	1.74		5	
11/4/2011	8:39	Fine	Middle	2.5	21.57	21.57	21.60	7.30	7.30	7.30	32.14	32.14	32.15	94.3	93.6	94.1	6.88	6.83	6.87	1.44	1.34	1.36	4	3.50
	8:44		Middle	2.5	21.63	21.63		7.30	7.30		32.15	32.15		94.2	94.4		6.88	6.89		1.32	1.34		3	
13/4/2011	10:12	Cloudy	Middle	2.5	21.34	21.34	21.40	7.90	7.90	7.95	32.70	32.70	32.70	90.3	89.1	91.0	6.59	6.52	6.66	1.57	1.66	1.56	2	3.00
	10:17		Middle	2.5	21.45	21.45		8.00	8.00		32.69	32.69		93.7	90.9		6.85	6.66		1.56	1.43		4	
15/4/2011	14:15	Cloudy	Middle	2.0	22.90	22.90	22.95	7.97	7.97	7.97	33.03	33.03	33.03	96.7	96.0	96.8	6.86	6.81	6.86	2.69	1.73	1.95	4	4.00
	14:20		Middle	2.0	23.00	23.00		7.97	7.97		33.02	33.02		96.2	98.1		6.82	6.95		1.71	1.67		4	
18/4/2011	16:41	Cloudy	Middle	2.0	22.66	22.66	22.66	8.00	8.00	8.00	31.90	31.90	31.90	85.7	80.5	82.5	6.15	5.78	5.92	2.41	2.38	2.36	4	4.00
	16:42		Middle	2.0	22.66	22.66		8.00	8.00		31.90	31.90		80.7	83.2		5.79	5.97		2.41	2.25		4	
20/4/2011	18:22	Cloudy	Middle	2.0	21.88	21.88	21.88	7.70	7.70	7.70	32.23	32.23	32.23	71.0	71.0	68.6	5.16	5.16	4.98	4.22	4.71	4.35	11	12.00
	18:23		Middle	2.0	21.88	21.88		7.70	7.70		32.23	32.23		64.9	67.3		4.71	4.88		4.25	4.21		13	
22/4/2011	23:23	Cloudy	Middle	2.5	22.54	22.54	22.54	7.90	7.90	7.90	32.27	32.27	32.27	57.4	63.2	58.9	4.12	4.55	4.25	2.80	2.69	2.88	4	4.00
	23:25		Middle	2.5	22.54	22.54		7.90	7.90		32.27	32.27		57.9	57.2		4.19	4.12		2.83	3.21		4	
27/4/2011	3:49	Cloudy	Middle	2.5	23.20	23.20	23.20	7.83	7.83	7.83	32.84	32.84	32.84	79.0	78.8	77.8	5.57	5.76	5.53	2.78	2.84	2.73	5	4.50
	3:51		Middle	2.5	23.20	23.20		7.83	7.83		32.84	32.84		76.8	76.5		5.40	5.39		2.53	2.77		4	



**Water Monitoring Result at WSD10 - Cha Kwo Ling
Mid-Flood Tide**

Date	Time	Weater Condition	Sampling Depth		Water Temperature			pH			Salinity			DO Saturation		DO		Turbidity		Suspended Solids				
					°C			-			ppt			%		mg/L		NTU		mg/L				
			m	Value	Average	Value	Average	Value	Average	Value	Average	Value	Average	Value	Average	Value	Average	Value	Average	Value	Average			
29/3/2011	12:15	Cloudy	Middle	2.5	17.80	17.80	17.65	7.93	7.93	7.95	33.25	33.25	33.29	90.2	89.4	90.0	7.04	6.96	7.03	2.85	2.72	2.68	2	2.50
	12:19		Middle	2.5	17.50	17.50		7.96	7.96		33.33	33.33		90.5	89.7		7.09	7.04		2.56	2.58		3	
31/3/2011	16:20	Cloudy	Middle	2.5	19.20	19.20	19.21	7.90	7.90	7.90	31.65	31.67	31.67	84.9	85.2	83.9	6.48	6.50	6.40	4.95	4.64	4.52	7	7.50
	16:22		Middle	2.5	19.21	19.21		7.90	7.90		31.67	31.67		85.1	80.3		6.49	6.12		4.27	4.20		8	
2/4/2011	15:04	Sunny	Middle	2.0	20.77	20.77	20.77	7.70	7.70	7.70	31.57	31.57	31.57	86.1	84.2	83.8	6.40	6.27	6.24	3.45	3.45	3.46	5	4.50
	15:07		Middle	2.0	20.77	20.77		7.70	7.70		31.57	31.57		80.3	84.7		5.97	6.30		3.71	3.21		4	
4/4/2011	16:20	Cloudy	Middle	2.0	19.10	19.10	19.10	7.86	7.86	7.86	33.14	33.14	33.14	80.4	80.2	81.3	6.08	6.02	6.15	3.72	3.79	3.71	3	3.50
	16:22		Middle	2.0	19.10	19.10		7.86	7.86		33.14	33.14		82.4	82.1		6.26	6.22		3.90	3.43		4	
6/4/2011	17:31	Cloudy	Middle	2.0	19.00	19.00	19.00	7.95	7.95	7.95	33.46	33.46	33.46	89.8	89.2	89.3	6.81	6.73	6.76	4.13	3.93	3.93	8	9.00
	17:33		Middle	2.0	19.00	19.00		7.95	7.96		33.46	33.46		89.5	88.8		6.79	6.70		3.99	3.66		10	
8/4/2011	19:06	Cloudy	Middle	2.0	20.07	20.07	20.07	8.00	8.00	8.00	32.15	32.15	32.15	85.5	80.6	85.7	6.20	5.84	6.21	1.56	1.86	1.64	5	4.00
	19:08		Middle	2.0	20.07	20.07		8.00	8.00		32.15	32.15		87.8	89.0		6.36	6.44		1.58	1.54		3	
11/4/2011	9:23	Fine	Middle	2.5	21.24	21.24	21.27	7.50	7.50	7.60	32.32	32.32	32.27	84.5	84.0	83.9	6.20	6.17	6.16	1.64	1.75	1.61	4	3.50
	9:27		Middle	2.5	21.29	21.29		7.70	7.70		32.22	32.22		83.9	83.3		6.16	6.12		1.58	1.45		3	
13/4/2011	10:43	Cloudy	Middle	2.5	20.63	20.63	20.71	8.00	8.00	8.00	32.97	32.97	32.96	90.5	85.2	89.3	6.68	6.29	6.59	1.80	1.66	1.66	4	4.50
	10:47		Middle	2.5	20.79	20.79		8.00	8.00		32.95	32.95		92.7	88.9		6.84	6.56		1.59	1.60		5	
15/4/2011	14:50	Cloudy	Middle	2.0	22.30	22.30	22.55	8.01	8.01	8.01	33.11	33.11	33.15	98.2	96.0	97.6	6.98	6.82	6.93	2.00	1.93	1.87	5	6.00
	14:55		Middle	2.0	22.80	22.80		8.01	8.01		33.19	33.19		99.2	96.9		7.04	6.87		1.72	1.84		7	
18/4/2011	16:00	Cloudy	Middle	2.0	23.21	23.21	23.21	7.80	7.80	7.80	31.52	31.52	31.52	73.9	73.9	71.1	5.26	5.26	5.06	4.21	4.73	4.43	10	9.50
	16:02		Middle	2.0	23.21	23.21		7.80	7.80		31.52	31.52		69.2	67.2		4.93	4.78		4.54	4.24		9	
20/4/2011	17:50	Cloudy	Middle	2.0	22.04	22.04	22.04	7.80	7.80	7.80	32.89	32.89	32.89	58.4	61.3	61.0	4.20	4.47	4.42	4.40	4.74	4.43	10	9.50
	17:52		Middle	2.0	22.04	22.04		7.80	7.80		32.89	32.89		61.1	63.2		4.42	4.57		4.21	4.37		9	
22/4/2011	0:30	Cloudy	Middle	2.5	22.14	22.14	22.14	8.00	8.00	8.00	32.48	32.48	32.48	60.3	60.3	61.8	4.39	4.39	4.48	2.67	2.74	2.75	4	5.00
	0:32		Middle	2.5	22.14	22.14		8.00	8.00		32.48	32.48		63.2	63.4		4.56	4.58		2.99	2.59		6	
27/4/2011	5:09	Cloudy	Middle	2.5	23.20	23.20	23.20	7.85	7.85	7.85	32.77	32.77	32.77	77.8	79.2	78.0	5.51	5.81	5.59	3.84	3.41	3.54	8	9.00
	5:11		Middle	2.5	23.20	23.20		7.85	7.85		32.77	32.77		78.1	76.9		5.52	5.50		3.59	3.32		10	



**Water Monitoring Result at WSD15 - Sai Wan Ho
Mid-Flood Tide**

Date	Time	Weater Condition	Sampling Depth		Water Temperature			pH			Salinity			DO Saturation			DO			Turbidity			Suspended Solids	
					°C			-			ppt			%			mg/L			NTU			mg/L	
			m		Value	Average		Value	Average		Value	Average		Value	Average		Value	Average		Value	Average		Value	Average
29/3/2011	13:25	Cloudy	Middle	2.5	18.40	18.40	18.35	7.98	7.98	7.99	33.11	33.12	33.12	90.4	90.3	90.4	6.95	6.94	6.95	2.71	2.85	2.83	3	4.00
	13:28		Middle	2.5	18.30	18.30		7.99	7.99		33.12	33.12		90.6	90.2		6.97	6.93		2.81	2.93		5	
31/3/2011	17:30	Cloudy	Middle	2.5	17.90	17.90	17.80	8.09	8.09	8.07	33.57	33.57	33.57	90.1	89.5	89.8	7.00	6.95	6.98	4.93	4.75	4.62	10	9.50
	17:34		Middle	2.5	17.70	17.70		8.05	8.04		33.56	33.56		90.3	89.3		7.01	6.94		4.62	4.19		9	
2/4/2011	20:39	Sunny	Middle	3.0	18.84	18.84	18.85	8.00	8.00	8.00	32.58	32.58	32.58	73.2	75.3	76.2	5.60	5.77	5.83	4.70	4.23	4.43	6	6.00
	20:42		Middle	3.0	18.86	18.86		8.00	8.00		32.58	32.58		76.7	79.4		5.88	6.08		4.14	4.65		6	
4/4/2011	20:45	Cloudy	Middle	3.0	18.70	18.70	18.70	7.93	7.93	7.93	33.40	33.39	33.39	77.2	78.7	78.9	5.91	6.02	6.04	6.50	5.98	6.27	6	7.00
	20:47		Middle	3.0	18.70	18.70		7.93	7.93		33.39	33.39		81.1	78.7		6.20	6.02		6.31	6.27		8	
6/4/2011	21:41	Cloudy	Middle	3.0	19.60	19.60	19.60	7.94	7.94	7.94	33.47	33.47	33.47	84.6	87.5	86.6	6.09	6.30	6.23	3.98	3.66	3.60	7	7.00
	21:43		Middle	3.0	19.60	19.60		7.94	7.94		33.47	33.47		86.9	87.3		6.25	6.28		3.37	3.39		7	
8/4/2011	22:49	Cloudy	Middle	3.0	19.71	19.71	19.71	8.00	8.00	8.00	32.53	32.53	32.53	72.8	72.9	73.5	5.29	5.30	5.34	2.23	2.26	2.16	4	4.00
	22:52		Middle	3.0	19.71	19.71		8.00	8.00		32.53	32.53		74.8	73.5		5.44	5.34		1.85	2.29		4	
11/4/2011	9:52	Fine	Middle	2.5	21.27	21.27	21.28	7.90	7.90	7.90	32.21	32.21	32.23	80.4	77.7	78.0	5.90	5.70	5.72	1.75	1.81	1.72	7	8.00
	9:56		Middle	2.5	21.29	21.29		7.90	7.90		32.25	32.25		77.3	76.5		5.67	5.61		1.57	1.74		9	
13/4/2011	11:22	Cloudy	Middle	2.5	21.01	21.01	21.10	8.10	8.10	8.10	32.49	32.49	32.51	91.4	90.0	90.4	6.71	6.61	6.64	1.40	1.29	1.33	5	5.00
	11:25		Middle	2.5	21.19	21.19		8.10	8.10		32.52	32.52		88.4	91.8		6.49	6.74		1.32	1.32		5	
15/4/2011	15:25	Cloudy	Middle	3.0	22.10	22.10	22.30	8.06	8.06	8.04	33.23	33.23	33.23	95.4	93.6	94.5	6.81	6.67	6.73	2.21	3.30	2.39	8	7.00
	15:29		Middle	3.0	22.50	22.50		8.02	8.02		33.23	33.23		94.7	94.1		6.74	6.69		2.10	1.95		6	
18/4/2011	19:50	Cloudy	Middle	3.5	22.00	22.00	22.00	7.90	7.90	7.90	32.78	32.78	32.78	67.5	71.6	70.3	4.87	5.17	5.07	7.45	6.86	7.29	9	10.00
	19:52		Middle	3.5	22.00	22.00		7.90	7.90		32.78	32.78		72.3	69.6		5.20	5.02		7.62	7.24		11	
20/4/2011	21:03	Cloudy	Middle	3.0	21.65	21.65	21.65	8.00	8.00	8.00	32.81	32.81	32.81	66.7	69.5	67.6	4.85	5.05	4.91	5.87	6.28	6.37	12	11.00
	21:05		Middle	3.0	21.65	21.65		8.00	8.00		32.81	32.81		67.0	67.0		4.87	4.87		6.69	6.63		10	
22/4/2011	22:36	Cloudy	Middle	3.0	22.39	22.39	22.39	7.90	7.90	7.90	32.49	32.49	32.49	58.3	59.0	59.4	4.19	4.18	4.15	3.20	3.46	3.25	4	5.00
	22:38		Middle	3.0	22.39	22.39		7.90	7.90		32.49	32.49		60.1	60.1		4.12	4.12		3.19	3.15		6	
27/4/2011	2:45	Cloudy	Middle	3.0	23.10	23.10	23.10	7.84	7.84	7.84	32.51	32.51	32.51	71.2	71.0	70.9	5.16	5.16	5.11	2.75	2.77	2.65	6	5.00
	2:48		Middle	3.0	23.10	23.10		7.84	7.84		32.51	32.51		70.3	71.2		4.97	5.16		2.63	2.44		4	



**Water Monitoring Result at WSD17 - Quarry Bay
Mid-Flood Tide**

Date	Time	Weather Condition	Sampling Depth		Water Temperature			pH			Salinity			DO Saturation			DO		Turbidity			Suspended Solids		
					°C			-			ppt			%			mg/L		NTU			mg/L		
			m	Value	Average	Value	Average	Value	Average	Value	Average	Value	Average	Value	Average	Value	Average	Value	Average	Value	Average	Value	Average	
29/3/2011	13:50	Cloudy	Middle	2.5	18.10	18.10	18.15	7.98	7.98	7.97	33.18	33.18	33.19	86.4	85.6	86.1	6.68	6.54	6.62	2.62	2.50	2.56	3	4.00
	13:54		Middle	2.5	18.20	18.20		7.95	7.95		33.20	33.20		86.7	85.8		6.70	6.57		2.61	2.49		5	
31/3/2011	17:55	Cloudy	Middle	3.0	17.80	17.80	17.80	7.95	7.95	7.97	33.44	33.44	33.42	87.2	86.2	86.8	6.78	6.70	6.75	5.70	5.28	5.27	7	7.50
	17:59		Middle	3.0	17.80	17.80		7.98	7.98		33.40	33.40		87.6	86.1		6.81	6.70		4.89	5.19		8	
2/4/2011	20:06	Sunny	Middle	3.0	18.99	18.99	18.99	8.00	8.00	8.00	32.37	32.37	32.37	81.6	88.4	84.7	6.25	6.77	6.47	3.86	3.85	3.93	6	5.00
	20:08		Middle	3.0	18.99	18.99		8.00	8.00		32.37	32.37		85.1	83.5		6.28	6.59		3.97	4.02		4	
4/4/2011	20:07	Cloudy	Middle	3.0	18.70	18.70	18.70	7.90	7.90	7.90	33.41	33.41	33.41	77.8	78.0	78.0	5.96	5.96	5.93	4.55	5.11	4.99	6	6.50
	20:09		Middle	3.0	18.70	18.70		7.90	7.90		33.41	33.41		76.9	79.4		5.87	5.94		5.25	5.06		7	
6/4/2011	21:11	Cloudy	Middle	3.0	19.50	19.50	19.50	7.93	7.93	7.93	33.44	33.44	33.44	86.3	84.4	86.2	6.27	6.13	6.27	5.22	5.48	5.29	12	11.00
	21:13		Middle	3.0	19.50	19.50		7.93	7.93		33.44	33.44		87.8	86.2		6.40	6.26		5.50	4.97		10	
8/4/2011	22:24	Cloudy	Middle	2.5	19.76	19.76	19.76	8.10	8.10	8.10	32.54	32.54	32.54	80.2	78.1	81.2	5.83	5.68	5.90	2.66	2.14	2.45	7	6.50
	22:26		Middle	2.5	19.76	19.76		8.10	8.10		32.54	32.54		86.3	80.0		6.27	5.82		2.28	2.70		6	
11/4/2011	10:22	Fine	Middle	2.5	21.87	21.87	21.93	7.90	7.90	7.90	31.19	31.19	31.16	72.1	72.7	73.7	5.34	5.31	5.40	2.23	2.15	2.20	5	4.00
	10:27		Middle	2.5	21.99	21.99		7.90	7.90		31.13	31.13		74.3	75.6		5.42	5.52		2.19	2.23		3	
13/4/2011	11:48	Cloudy	Middle	2.5	21.61	21.61	21.76	8.00	8.00	8.00	32.82	32.82	32.82	83.7	80.1	81.8	6.07	5.80	5.93	3.02	2.82	2.91	6	6.00
	11:52		Middle	2.5	21.90	21.90		8.00	8.00		32.81	32.81		83.9	79.5		6.09	5.76		3.03	2.75		6	
15/4/2011	16:02	Cloudy	Middle	2.0	22.10	22.10	22.30	7.93	7.93	7.93	32.88	32.88	32.95	92.3	91.2	91.6	6.60	6.53	6.55	3.02	3.08	3.00	6	7.00
	16:07		Middle	2.0	22.50	22.50		7.93	7.93		33.01	33.01		92.0	90.8		6.58	6.49		2.95	2.94		8	
18/4/2011	19:22	Cloudy	Middle	3.5	22.20	22.20	22.20	8.00	8.00	8.00	32.57	32.57	32.57	88.1	82.1	83.5	6.35	5.92	6.02	6.55	7.15	6.93	10	9.50
	19:23		Middle	3.5	22.20	22.20		8.00	8.00		32.57	32.57		80.1	83.6		5.78	6.02		6.99	7.03		9	
20/4/2011	20:34	Cloudy	Middle	3.0	21.79	21.79	21.81	7.90	7.90	7.90	32.70	32.70	32.70	67.4	73.1	69.4	4.89	5.30	5.03	7.87	8.58	8.31	15	14.50
	20:35		Middle	3.0	21.82	21.82		7.90	7.90		32.70	32.70		67.5	69.4		4.89	5.03		8.33	8.46		14	
22/4/2011	21:58	Cloudy	Middle	3.0	22.43	22.43	22.43	7.90	7.90	7.90	32.46	32.46	32.46	57.3	57.2	60.4	4.11	4.11	4.35	4.69	5.18	5.04	13	14.00
	21:59		Middle	3.0	22.43	22.43		7.90	7.90		32.46	32.46		63.2	64.0		4.56	4.60		5.17	5.10		15	
27/4/2011	2:15	Cloudy	Middle	3.0	23.10	23.10	23.10	7.89	7.89	7.89	32.21	32.21	32.21	70.3	70.2	71.4	4.97	4.96	5.07	4.59	4.68	4.63	7	7.00
	2:16		Middle	3.0	23.10	23.10		7.89	7.89		32.21	32.21		73.1	72.1		5.15	5.19		4.71	4.52		7	



**Water Monitoring Result at C8 - City Garden
Mid-Flood Tide**

Date	Time	Weater Condition	Sampling Depth		Water Temperature			pH			Salinity			DO Saturation			DO			Turbidity			Suspended Solids	
					°C			-			ppt			%			mg/L			NTU			mg/L	
					Value	Average		Value	Average		Value	Average		Value	Average		Value	Average		Value	Average		Value	Average
29/3/2011	16:25	Cloudy	Middle	2.0	18.30	18.30	18.30	7.97	7.97	7.94	32.79	32.79	32.78	77.7	78.3	77.9	6.00	6.06	6.02	6.35	5.67	5.86	7	7.50
	16:28		Middle	2.0	18.30	18.30		7.90	7.90		32.77	32.77		78.0	77.4		6.03	5.98		5.60	5.80		8	
31/3/2011	16:48	Cloudy	Middle	2.0	18.40	18.40	18.50	7.92	7.92	7.91	32.94	32.94	32.91	74.7	73.8	74.5	5.74	5.67	5.72	5.57	5.29	5.23	7	6.50
	16:52		Middle	2.0	18.60	18.60		7.90	7.90		32.87	32.87		75.1	74.3		5.77	5.71		5.05	5.02		6	
2/4/2011	19:37	Sunny	Middle	2.0	19.24	19.24	19.25	7.90	7.90	7.90	31.99	31.99	31.99	76.5	73.1	73.4	5.84	5.58	5.61	6.51	6.57	6.66	12	12.00
	19:40		Middle	2.0	19.25	19.25		7.90	7.90		31.99	31.99		71.7	72.1		5.48	5.53		7.18	6.36		12	
4/4/2011	19:20	Cloudy	Middle	1.5	19.20	19.20	19.20	7.71	7.71	7.71	32.67	32.67	32.68	64.8	64.1	65.0	4.94	4.88	4.95	8.08	8.72	8.06	2	2.50
	19:22		Middle	1.5	19.20	19.20		7.71	7.71		32.68	32.68		65.3	65.7		4.99	5.00		7.50	7.94		3	
6/4/2011	20:23	Cloudy	Middle	2.0	19.10	19.10	19.10	7.95	7.95	7.95	32.63	32.63	32.63	61.0	65.5	64.0	4.49	4.80	4.74	5.05	5.57	5.45	12	11.50
	20:25		Middle	2.0	19.10	19.10		7.95	7.95		32.63	32.63		64.0	65.3		4.84	4.81		5.23	5.93		11	
8/4/2011	21:35	Cloudy	Middle	2.0	20.71	20.71	20.71	7.90	7.90	7.90	31.82	31.82	31.82	84.0	79.5	79.9	6.14	5.85	5.85	3.02	3.24	3.02	8	7.00
	21:38		Middle	2.0	20.71	20.71		7.90	7.90		31.82	31.82		77.3	78.8		5.65	5.75		3.08	2.73		6	
11/4/2011	11:45	Fine	Middle	1.5	21.53	21.53	21.59	7.90	7.90	7.90	31.79	31.79	31.77	87.8	87.2	88.1	6.43	6.38	6.45	4.36	4.19	4.12	7	8.00
	11:48		Middle	1.5	21.64	21.64		7.90	7.90		31.74	31.74		89.7	87.7		6.57	6.42		4.09	3.83		9	
13/4/2011	13:25	Cloudy	Middle	2.0	21.49	21.49	21.54	8.00	8.00	8.00	32.45	32.49	32.43	80.5	81.5	81.1	5.88	5.95	5.92	2.31	2.37	2.37	3	3.50
	13:29		Middle	2.0	21.58	21.58		8.00	8.00		32.38	32.38		81.8	80.6		5.97	5.88		2.40	2.38		4	
15/4/2011	17:55	Cloudy	Middle	2.0	21.90	21.90	21.95	7.85	7.85	7.85	33.04	33.04	33.04	82.7	82.3	82.7	5.95	5.92	5.95	4.38	4.74	4.65	8	7.00
	17:58		Middle	2.0	22.00	22.00		7.84	7.84		33.03	33.03		82.6	83.0		5.96	5.97		4.72	4.74		6	
18/4/2011	19:00	Cloudy	Middle	2.0	22.56	22.56	22.56	7.80	7.80	7.80	31.32	31.32	31.32	64.4	57.7	63.9	4.65	4.16	4.62	19.20	19.20	<u>19.15</u>	32	<u>32.00</u>
	19:02		Middle	2.0	22.56	22.56		7.80	7.80		31.32	31.32		66.9	66.4		4.83	4.83		19.40	18.80		32	
20/4/2011	20:14	Cloudy	Middle	2.0	22.06	22.06	22.06	7.80	7.80	7.80	31.81	31.81	31.81	57.2	58.1	58.9	4.16	4.22	4.28	10.60	11.40	<u>10.80</u>	19	<u>18.00</u>
	20:15		Middle	2.0	22.06	22.06		7.80	7.80		31.81	31.81		58.9	61.5		4.28	4.47		10.80	10.40		17	
22/4/2011	21:41	Cloudy	Middle	1.5	22.76	22.76	22.76	7.80	7.80	7.80	31.71	31.71	31.71	66.2	66.2	65.2	4.75	4.75	4.68	5.94	5.37	5.58	8	8.50
	21:42		Middle	1.5	22.76	22.76		7.80	7.80		31.71	31.71		64.3	64.2		4.61	4.61		5.14	5.88		9	
27/4/2011	1:57	Cloudy	Middle	2.0	23.20	23.20	23.20	7.77	7.77	7.77	32.36	32.36	32.36	63.4	63.3	63.6	4.41	4.40	4.49	4.76	4.72	4.92	7	7.00
	1:58		Middle	2.0	23.20	23.20		7.77	7.77		32.36	32.36		63.5	64.0		4.58	4.58		5.11	5.07		7	



**Water Monitoring Result at C6 - Excelsior Hotel
Mid-Flood Tide**

Date	Time	Weater Condition	Sampling Depth		Water Temperature			pH		Salinity		DO Saturation		DO		Turbidity		Suspended Solids						
					°C			-		ppt		%		mg/L		NTU		mg/L						
			m	Value	Average	Value	Average	Value	Average	Value	Average	Value	Average	Value	Average	Value	Average	Value	Average					
29/3/2011	15:45	Cloudy	Middle	1.5	18.50	18.50	18.55	7.70	7.70	7.70	32.36	32.36	32.38	57.7	57.4	57.7	4.44	4.41	4.44	3.37	3.18	3.35	8	7.00
	15:48		Middle	1.5	18.60	18.60		7.69	7.69		32.40	32.40		58.0	57.6		4.47	4.43		3.34	3.51		6	
31/3/2011	16:16	Cloudy	Middle	1.5	19.10	19.10	19.20	7.66	7.66	7.66	32.21	32.21	32.19	55.4	54.2	55.2	4.21	4.12	4.19	2.93	2.94	2.88	5	4.00
	16:20		Middle	1.5	19.30	19.30		7.65	7.65		32.17	32.17		55.7	55.3		4.24	4.20		2.90	2.73		3	
2/4/2011	19:04	Sunny	Middle	1.5	19.68	19.68	19.68	7.80	7.80	7.80	31.24	31.24	31.24	58.1	59.2	57.5	4.42	4.50	4.37	3.27	2.91	3.08	3	3.00
	19:06		Middle	1.5	19.68	19.68		7.80	7.80		31.24	31.24		57.4	55.3		4.36	4.21		3.24	2.91		3	
4/4/2011	18:34	Cloudy	Middle	1.5	19.10	19.10	19.10	7.61	7.61	7.61	31.86	31.86	31.86	49.4	49.8	49.1	3.78	3.81	3.76	2.42	2.29	2.53	3	2.50
	18:36		Middle	1.5	19.10	19.10		7.61	7.61		31.86	31.86		49.2	48.0		3.77	3.67		2.66	2.75		2	
6/4/2011	19:54	Cloudy	Middle	1.5	19.10	19.10	19.10	7.61	7.61	7.61	31.97	31.97	31.97	63.4	62.6	62.8	4.67	4.63	4.64	1.95	2.08	1.95	4	4.00
	19:56		Middle	1.5	19.10	19.10		7.61	7.61		31.97	31.97		61.3	63.7		4.53	4.71		2.04	1.74		4	
8/4/2011	20:59	Cloudy	Middle	1.5	20.74	20.74	20.74	7.90	7.90	7.90	31.20	31.20	31.20	71.3	68.9	69.6	5.22	5.05	5.10	1.16	1.37	1.33	7	6.00
	21:02		Middle	1.5	20.74	20.74		7.90	7.90		31.20	31.20		69.9	68.4		5.12	5.01		1.63	1.14		5	
11/4/2011	11:14	Fine	Middle	1.5	22.17	22.17	22.23	7.70	7.70	7.70	31.49	31.49	31.48	83.7	83.2	83.2	6.07	6.04	6.03	2.30	2.40	2.33	4	4.00
	11:18		Middle	1.5	22.28	22.28		7.70	7.70		31.47	31.47		83.4	82.5		6.05	5.97		2.23	2.37		4	
13/4/2011	12:55	Cloudy	Middle	1.5	21.94	21.94	22.01	7.70	7.70	7.70	31.38	31.38	31.41	62.0	55.4	59.3	4.51	4.03	4.31	2.09	2.20	2.19	<2	<2
	12:58		Middle	1.5	22.07	22.07		7.70	7.70		31.43	31.43		58.3	61.4		4.24	4.47		2.24	2.23		<2	
15/4/2011	17:15	Cloudy	Middle	1.5	22.90	22.90	23.05	7.80	7.80	7.75	32.18	32.18	32.15	56.7	56.0	56.0	4.02	3.96	3.96	1.57	2.13	1.92	4	3.50
	17:18		Middle	1.5	23.20	23.20		7.70	7.70		32.11	32.11		57.1	54.1		4.04	3.82		1.98	2.01		3	
18/4/2011	18:25	Cloudy	Middle	1.5	22.53	22.53	22.55	7.80	7.80	7.80	30.68	30.68	30.68	49.5	51.5	52.1	3.65	3.69	3.78	1.96	1.92	2.24	3	2.50
	18:26		Middle	1.5	22.56	22.56		7.80	7.80		30.68	30.68		50.5	56.9		3.66	4.12		2.27	2.82		2	
20/4/2011	19:44	Cloudy	Middle	1.5	21.97	21.97	21.97	7.70	7.70	7.70	30.81	30.81	30.81	59.4	54.5	56.3	4.34	3.98	4.12	1.43	1.60	1.54	7	7.50
	19:45		Middle	1.5	21.97	21.97		7.70	7.70		30.81	30.81		58.2	53.0		4.26	3.88		1.43	1.68		8	
22/4/2011	21:05	Cloudy	Middle	1.5	22.94	22.94	22.94	7.80	7.80	7.80	30.79	30.79	30.79	63.3	63.3	63.5	4.55	4.55	4.56	1.82	1.37	1.54	4	3.50
	21:06		Middle	1.5	22.94	22.94		7.80	7.80		30.79	30.79		65.3	62.0		4.69	4.45		1.31	1.67		3	
27/4/2011	1:40	Cloudy	Middle	1.5	23.30	23.30	23.30	7.52	7.52	7.52	30.48	30.48	30.48	49.4	48.7	49.5	3.54	3.49	3.55	1.21	1.16	1.24	<2	<2
	1:42		Middle	1.5	23.30	23.30		7.52	7.52		30.48	30.48		49.8	50.2		3.60	3.58		1.38	1.20		<2	



**Water Monitoring Result at C1 - HKCEC Extension
Mid-Flood Tide**

Date	Time	Weather Condition	Sampling Depth		Water Temperature			pH			Salinity			DO Saturation			DO		Turbidity			Suspended Solids		
					°C			-			ppt			%			mg/L		NTU			mg/L		
			m		Value	Average		Value	Average		Value	Average		Value	Average		Value	Average		Value	Average		Value	Average
29/3/2011	13:47	Cloudy	Middle	3.0	18.90	18.90	18.90	7.85	7.85	7.87	32.70	32.70	32.75	86.9	86.8	87.9	6.70	6.69	6.76	3.34	2.77	2.96	6	5.00
	13:50		Middle	3.0	18.90	18.90		7.89	7.89		32.80	32.80		89.1	88.6		6.85	6.81		2.93	2.79		4	
31/3/2011	13:30	Cloudy	Middle	2.5	18.40	18.40	18.35	7.91	7.91	7.91	32.90	32.90	32.85	89.6	89.7	89.5	6.94	6.91	6.90	4.91	5.28	5.08	5	5.00
	13:33		Middle	2.5	18.30	18.30		7.90	7.90		32.80	32.80		89.4	89.4		6.88	6.87		5.20	4.93		5	
2/4/2011	17:53	Sunny	Middle	2.5	19.98	19.98	19.98	7.90	7.90	7.90	31.95	31.95	31.95	78.4	77.5	74.8	5.78	5.73	5.52	3.90	4.05	3.88	6	6.00
	17:54		Middle	2.5	19.98	19.98		7.90	7.90		31.95	31.95		71.2	72.0		5.26	5.32		3.68	3.87		6	
4/4/2011	17:26	Cloudy	Middle	2.0	19.50	19.50	19.50	7.70	7.74	7.74	32.70	32.70	32.70	87.3	85.8	85.0	6.59	6.47	6.48	3.80	3.91	3.85	5	5.50
	17:27		Middle	2.0	19.50	19.50		7.76	7.77		32.70	32.70		83.6	83.3		6.44	6.43		3.84	3.84		6	
6/4/2011	19:30	Cloudy	Middle	2.5	19.50	19.50	19.50	7.86	7.87	7.87	32.90	33.00	32.93	89.9	89.8	89.7	6.89	6.87	6.87	3.15	3.09	2.93	6	6.00
	19:31		Middle	2.5	19.50	19.50		7.87	7.87		32.90	32.90		89.5	89.4		6.86	6.85		2.82	2.64		6	
8/4/2011	20:23	Cloudy	Middle	2.5	20.70	20.70	20.70	7.86	7.86	7.87	32.50	32.50	32.50	93.9	93.7	93.7	6.96	6.95	6.95	2.25	1.96	2.03	7	6.00
	20:24		Middle	2.5	20.70	20.70		7.87	7.87		32.50	32.50		93.6	93.5		6.93	6.94		2.06	1.85		5	
11/4/2011	10:20	Fine	Middle	3.0	21.70	21.70	21.65	7.83	7.83	7.83	32.50	32.50	32.45	90.0	89.6	89.2	6.53	6.51	6.48	1.68	1.70	1.69	4	3.50
	10:23		Middle	3.0	21.60	21.60		7.82	7.82		32.40	32.40		89.1	88.1		6.47	6.39		1.76	1.60		3	
13/4/2011	11:05	Cloudy	Middle	2.5	21.50	21.50	21.45	7.92	7.92	7.93	33.20	33.20	33.25	93.8	93.4	93.2	6.87	6.84	6.83	2.20	2.34	2.17	5	6.00
	11:08		Middle	2.5	21.40	21.40		7.93	7.93		33.30	33.30		92.9	92.8		6.80	6.81		1.99	2.14		7	
15/4/2011	15:15	Cloudy	Middle	2.5	23.00	23.10	23.08	8.08	8.08	8.09	32.60	32.60	32.55	104.2	103.3	103.2	7.37	7.32	7.29	3.04	2.87	3.07	9	8.00
	15:18		Middle	2.5	23.10	23.10		8.09	8.09		32.50	32.50		102.8	102.3		7.24	7.21		2.90	3.45		7	
18/4/2011	16:05	Cloudy	Middle	2.5	22.80	22.80	22.85	8.07	8.07	8.07	31.80	31.80	31.85	95.3	94.4	93.8	6.80	6.72	6.68	4.25	4.43	4.35	7	6.50
	16:08		Middle	2.5	22.90	22.90		8.06	8.06		31.90	31.90		93.0	92.3		6.60	6.59		4.86	3.85		6	
20/4/2011	19:18	Cloudy	Middle	2.0	22.20	22.20	22.20	7.96	7.96	7.97	32.30	32.30	32.35	87.8	87.5	87.5	6.32	6.31	6.30	4.62	4.14	4.26	7	7.50
	19:19		Middle	2.0	22.20	22.20		7.97	7.97		32.40	32.40		87.4	87.3		6.28	6.27		4.45	3.84		8	
22/4/2011	23:46	Cloudy	Middle	2.0	23.10	23.10	23.05	7.94	7.94	7.94	31.56	31.56	31.56	80.3	81.2	81.1	5.66	5.66	5.67	4.18	3.55	3.87	10	11.00
	23:47		Middle	2.0	23.00	23.00		7.94	7.94		31.56	31.54		81.5	81.5		5.67	5.70		3.59	4.17		12	
27/4/2011	1:12	Cloudy	Middle	2.5	23.10	23.10	23.10	7.87	7.87	7.87	32.40	32.40	32.40	83.1	80.6	81.6	5.98	5.71	5.79	3.25	3.05	3.11	6	6.00
	1:13		Middle	2.5	23.10	23.10		7.87	7.87		32.40	32.40		82.4	80.2		5.84	5.64		3.13	3.00		6	



**Water Monitoring Result at C2 - TH / APA / SOC
Mid-Flood Tide**

Date	Time	Weater Condition	Sampling Depth		Water Temperature			pH			Salinity			DO Saturation			DO		Turbidity			Suspended Solids		
					°C			-			ppt			%			mg/L		NTU			mg/L		
			m		Value	Average		Value	Average		Value	Average		Value	Average		Value	Average		Value	Average		Value	Average
29/3/2011	13:19	Cloudy	Middle	1.5	19.10	19.10	19.05	7.80	7.80	7.84	32.60	32.60	32.70	89.4	88.8	90.1	6.87	6.81	6.92	2.90	2.90	2.92	5	6.00
	13:22		Middle	1.5	19.00	19.00		7.87	7.87		32.80	32.80		91.4	90.9		7.03	6.98		2.80	3.09		7	
31/3/2011	15:10	Cloudy	Middle	2.5	18.70	18.70	18.65	7.75	7.75	7.75	32.90	32.90	32.85	87.9	87.1	86.8	6.81	6.79	6.76	3.62	3.89	3.71	7	6.00
	15:13		Middle	2.5	18.60	18.60		7.74	7.74		32.80	32.80		86.3	86.0		6.73	6.69		3.85	3.48		5	
2/4/2011	20:04	Sunny	Middle	2.0	19.69	19.69	19.69	7.90	7.90	7.90	32.03	32.03	32.03	72.3	79.9	77.8	5.38	5.94	5.78	2.99	3.61	3.21	4	3.50
	20:05		Middle	2.0	19.69	19.69		7.90	7.90		32.03	32.03		78.4	80.4		5.82	5.97		2.87	3.35		3	
4/4/2011	19:58	Cloudy	Middle	2.0	19.20	19.20	19.20	7.74	7.74	7.75	32.60	32.60	32.60	82.5	82.3	82.0	6.41	6.39	6.38	4.68	4.60	4.42	3	3.50
	19:59		Middle	2.0	19.20	19.20		7.75	7.75		32.60	32.60		81.8	81.4		6.37	6.36		4.33	4.06		4	
6/4/2011	21:58	Cloudy	Middle	2.0	19.30	19.30	19.30	7.78	7.78	7.79	32.80	32.80	32.80	83.6	83.5	83.4	6.45	6.43	6.42	1.82	1.87	1.85	4	3.50
	21:59		Middle	2.0	19.30	19.30		7.79	7.79		32.80	32.80		83.3	83.2		6.41	6.40		1.84	1.86		3	
8/4/2011	22:49	Cloudy	Middle	2.0	20.40	20.40	20.40	7.80	7.80	7.81	32.70	32.70	32.65	86.5	86.4	86.1	6.36	6.34	6.33	1.86	1.92	1.79	5	5.50
	22:50		Middle	2.0	20.40	20.40		7.81	7.81		32.60	32.60		85.8	85.6		6.32	6.31		1.74	1.62		6	
11/4/2011	10:05	Fine	Middle	2.0	21.70	21.70	21.65	7.45	7.45	7.45	32.20	32.20	32.15	86.4	85.6	85.5	6.32	6.25	6.24	2.07	2.33	2.15	7	7.00
	10:08		Middle	2.0	21.60	21.60		7.44	7.44		32.10	32.10		85.3	84.8		6.21	6.18		2.01	2.20		7	
13/4/2011	10:50	Cloudy	Middle	2.0	21.30	21.30	21.25	7.69	7.69	7.70	33.20	33.20	33.15	90.5	90.3	89.9	6.66	6.62	6.61	2.07	1.95	2.16	5	5.50
	10:53		Middle	2.0	21.20	21.20		7.70	7.70		33.10	33.10		89.5	89.4		6.59	6.55		2.12	2.51		6	
15/4/2011	14:55	Cloudy	Middle	2.0	23.50	23.50	23.45	7.94	7.94	7.94	32.50	32.50	32.45	94.0	93.9	93.8	6.57	6.55	6.55	4.03	5.61	4.55	4	4.50
	14:58		Middle	2.0	23.40	23.40		7.93	7.93		32.40	32.40		93.7	93.6		6.54	6.52		4.61	3.96		5	
18/4/2011	15:50	Cloudy	Middle	2.0	22.90	22.90	22.85	8.01	8.01	8.02	32.00	32.00	32.00	91.3	91.0	91.0	6.49	6.48	6.47	6.23	5.80	5.73	13	13.00
	15:53		Middle	2.0	22.80	22.80		8.02	8.02		32.00	32.00		90.8	90.7		6.46	6.45		5.56	5.31		13	
20/4/2011	21:29	Cloudy	Middle	2.0	22.30	22.30	22.30	7.87	7.87	7.88	32.50	32.50	32.50	81.5	81.2	81.1	5.82	5.81	5.80	2.56	2.68	2.64	5	6.00
	21:30		Middle	2.0	22.30	22.30		7.88	7.88		32.50	32.50		81.0	80.8		5.80	5.78		2.47	2.84		7	
22/4/2011	23:20	Cloudy	Middle	2.0	23.20	23.20	23.20	7.92	7.92	7.92	31.36	31.36	31.36	69.2	69.3	66.8	4.93	4.93	4.72	6.00	6.25	6.02	7	8.00
	23:21		Middle	2.0	23.20	23.20		7.92	7.92		31.36	31.36		65.0	63.8		4.54	4.49		6.07	5.74		9	
27/4/2011	3:07	Cloudy	Middle	2.0	23.30	23.30	23.30	7.73	7.73	7.73	32.50	32.50	32.50	71.5	72.4	71.2	5.05	5.11	5.02	3.73	3.41	3.50	5	5.00
	3:08		Middle	2.0	23.30	23.30		7.73	7.73		32.50	32.50		70.6	70.3		4.96	4.97		3.69	3.16		5	



**Water Monitoring Result at C3 - HKCEC Phase I
Mid-Flood Tide**

Date	Time	Weather Condition	Sampling Depth		Water Temperature			pH			Salinity			DO Saturation		DO		Turbidity		Suspended Solids				
					°C			-			ppt			%		mg/L		NTU		mg/L				
			m	Value	Average	Value	Average	Value	Average	Value	Average	Value	Average	Value	Average	Value	Average	Value	Average	Value	Average			
29/3/2011	15:44	Cloudy	Middle	3.0	18.10	18.10	18.10	7.85	7.85	7.87	32.70	32.70	32.70	77.4	77.3	77.3	6.07	6.06	6.06	8.82	8.93	8.76	13	12.50
	15:47		Middle	3.0	18.10	18.10		7.89	7.89		32.70	32.70		77.1	77.2		6.04	6.05		8.48	8.81		12	
31/3/2011	14:50	Cloudy	Middle	2.5	17.90	17.90	17.85	7.86	7.86	7.86	32.80	32.80	32.75	90.8	87.4	87.9	7.18	7.06	6.80	8.10	8.03	8.42	10	9.00
	14:53		Middle	2.5	17.80	17.80		7.85	7.85		32.70	32.70		86.9	86.3		6.18	6.77		8.78	8.75		8	
2/4/2011	19:46	Sunny	Middle	3.0	19.65	19.65	19.65	7.90	7.90	7.90	31.85	31.85	31.85	74.1	72.4	73.2	5.51	5.39	5.37	2.18	2.52	2.54	3	3.00
	19:47		Middle	3.0	19.65	19.65		7.90	7.90		31.85	31.85		69.6	76.7		4.88	5.70		2.54	2.92		3	
4/4/2011	19:40	Cloudy	Middle	3.0	19.40	19.40	19.40	7.75	7.76	7.76	32.50	32.50	32.50	85.1	85.0	84.7	6.36	6.34	6.34	4.33	4.60	4.41	5	5.00
	19:41		Middle	3.0	19.40	19.40		7.76	7.77		32.50	32.50		84.4	84.1		6.33	6.31		4.46	4.24		5	
6/4/2011	21:41	Cloudy	Middle	3.0	19.30	19.30	19.30	7.79	7.79	7.80	32.70	32.70	32.70	88.7	88.6	88.3	6.74	6.73	6.72	2.85	2.59	2.63	4	4.00
	21:42		Middle	3.0	19.30	19.30		7.80	7.80		32.70	32.70		88.0	87.9		6.71	6.70		2.57	2.49		4	
8/4/2011	22:30	Cloudy	Middle	3.0	20.60	20.60	20.60	7.75	7.75	7.76	32.60	32.60	32.60	85.9	85.8	85.7	6.47	6.45	6.45	1.63	1.55	1.64	5	4.50
	22:31		Middle	3.0	20.60	20.60		7.76	7.76		32.60	32.60		85.7	85.5		6.44	6.43		1.69	1.68		4	
11/4/2011	11:30	Fine	Middle	3.0	21.10	21.10	21.05	7.72	7.72	7.72	32.60	32.60	32.55	88.7	88.3	87.9	6.61	6.64	6.49	2.00	2.03	1.95	8	7.00
	11:35		Middle	3.0	21.00	21.00		7.71	7.71		32.50	32.50		87.5	86.9		6.65	6.05		1.94	1.84		6	
13/4/2011	12:09	Cloudy	Middle	3.0	21.00	21.00	21.05	7.97	7.97	7.97	33.20	33.20	33.15	90.9	90.5	90.2	6.72	6.68	6.66	8.71	8.78	8.51	13	12.50
	12:12		Middle	3.0	21.10	21.10		7.96	7.96		33.10	33.10		90.0	89.5		6.66	6.59		8.38	8.16		12	
15/4/2011	16:20	Cloudy	Middle	3.0	22.30	22.30	22.35	7.92	7.92	7.93	32.70	32.70	32.65	88.9	87.9	87.8	6.35	6.31	6.29	5.03	5.20	5.35	4	4.00
	16:23		Middle	3.0	22.40	22.40		7.93	7.93		32.60	32.60		87.6	86.8		6.27	6.23		5.39	5.76		4	
18/4/2011	17:18	Cloudy	Middle	3.0	22.60	22.60	22.55	7.98	7.98	7.99	32.20	32.20	32.15	87.3	87.0	86.7	6.23	6.21	6.20	9.63	9.81	9.36	14	14.00
	17:21		Middle	3.0	22.50	22.50		7.99	7.99		32.10	32.10		86.7	85.9		6.20	6.14		8.34	9.67		14	
20/4/2011	21:10	Cloudy	Middle	2.5	22.00	22.00	22.00	7.88	7.88	7.88	32.50	32.50	32.50	75.5	75.4	75.3	5.46	5.44	5.44	6.26	6.19	6.13	13	12.00
	21:11		Middle	2.5	22.00	22.00		7.88	7.88		32.50	32.50		75.3	75.1		5.43	5.42		5.93	6.12		11	
22/4/2011	22:58	Cloudy	Middle	2.5	23.30	23.30	23.30	7.85	7.85	7.85	31.88	31.88	31.88	76.5	76.8	76.4	5.25	5.26	5.24	6.79	7.39	7.03	12	11.00
	23:00		Middle	2.5	23.30	23.30		7.85	7.85		31.88	31.88		76.5	75.8		5.26	5.20		7.19	6.74		10	
27/4/2011	2:53	Cloudy	Middle	3.0	23.40	23.40	23.40	7.71	7.71	7.71	32.60	32.60	32.60	72.8	73.7	73.1	5.14	5.25	5.17	5.33	5.06	5.09	9	8.00
	2:54		Middle	3.0	23.40	23.40		7.70	7.70		32.60	32.60		74.3	71.6		5.25	5.05		5.01	4.96		7	



**Water Monitoring Result at C4e - WCT / GEC
Mid-Flood Tide**

Date	Time	Weater Condition	Sampling Depth		Water Temperature			pH			Salinity			DO Saturation			DO			Turbidity			Suspended Solids	
					°C			-			ppt			%			mg/L			NTU			mg/L	
					Value	Average		Value	Average		Value	Average		Value	Average		Value	Average		Value	Average		Value	Average
29/3/2011	15:29	Cloudy	Middle	2.0	18.20	18.20	18.15	7.88	7.88	7.88	32.70	32.70	32.70	84.4	83.6	83.4	6.60	6.56	6.53	4.82	4.59	4.56	5	5.00
	15:32		Middle	2.0	18.10	18.10		7.88	7.88		32.70	32.70		83.1	82.4		6.48	6.46		4.44	4.39		5	
31/3/2011	14:45	Cloudy	Middle	2.0	18.00	18.00	17.95	7.89	7.89	7.89	32.70	32.70	32.65	87.0	87.0	86.8	6.80	6.86	6.83	3.61	4.52	3.86	5	5.00
	14:48		Middle	2.0	17.90	17.90		7.88	7.88		32.60	32.60		86.1	86.9		6.82	6.83		3.52	3.80		5	
2/4/2011	19:10	Sunny	Middle	2.0	19.58	19.58	19.58	7.90	7.90	7.90	31.94	31.94	31.94	83.2	76.5	79.0	6.20	5.70	5.89	5.63	5.09	5.39	7	8.00
	19:11		Middle	2.0	19.58	19.58		7.90	7.90		31.93	31.93		79.5	76.8		5.92	5.72		5.55	5.30		9	
4/4/2011	19:10	Cloudy	Middle	2.0	19.10	19.10	19.10	7.82	7.82	7.83	32.60	32.60	32.60	83.0	82.9	82.9	6.32	6.31	6.31	6.99	6.91	6.84	6	6.00
	19:11		Middle	2.0	19.10	19.10		7.83	7.83		32.60	32.60		83.0	82.7		6.30	6.29		6.61	6.83		6	
6/4/2011	21:08	Cloudy	Middle	2.0	19.10	19.10	19.10	7.83	7.83	7.84	32.80	32.80	32.80	90.5	90.4	90.3	6.87	6.86	6.85	3.31	3.54	3.55	6	6.00
	21:09		Middle	2.0	19.10	19.10		7.85	7.85		32.80	32.80		90.1	90.0		6.84	6.83		3.58	3.78		6	
8/4/2011	21:55	Cloudy	Middle	2.0	20.30	20.30	20.30	7.87	7.87	7.88	32.40	32.40	32.40	89.8	90.0	89.9	6.78	6.76	6.76	2.65	2.35	2.53	5	5.50
	21:56		Middle	2.0	20.30	20.30		7.88	7.88		32.40	32.40		89.9	89.7		6.75	6.74		2.56	2.57		6	
11/4/2011	11:12	Fine	Middle	2.0	21.20	21.20	21.15	7.74	7.74	7.74	32.60	32.60	32.55	76.8	76.1	76.5	5.65	5.64	5.65	3.33	2.89	2.97	5	5.00
	11:15		Middle	2.0	21.10	21.10		7.73	7.73		32.50	32.50		76.6	76.5		5.63	5.67		2.77	2.88		5	
13/4/2011	11:59	Cloudy	Middle	2.0	21.00	21.00	20.95	7.95	7.95	7.95	33.20	33.20	33.15	86.7	86.3	86.2	6.42	6.40	6.39	7.02	6.97	6.86	8	8.50
	12:01		Middle	2.0	20.90	20.90		7.94	7.94		33.10	33.10		86.0	85.9		6.37	6.35		6.69	6.75		9	
15/4/2011	16:00	Cloudy	Middle	1.5	22.50	22.50	22.45	7.89	7.89	7.89	32.60	32.60	32.60	81.5	81.1	80.7	5.83	5.79	5.76	3.15	3.10	3.21	3	4.00
	16:03		Middle	1.5	22.40	22.40		7.88	7.88		32.60	32.60		80.6	79.4		5.76	5.67		3.17	3.42		5	
18/4/2011	17:09	Cloudy	Middle	1.5	22.80	22.80	22.75	7.94	7.94	7.94	32.10	32.10	32.15	86.1	85.4	85.3	6.13	6.10	6.08	6.64	6.31	6.22	10	11.00
	17:12		Middle	1.5	22.70	22.70		7.93	7.93		32.20	32.20		85.3	84.4		6.08	6.02		5.84	6.08		12	
20/4/2011	20:40	Cloudy	Middle	2.0	22.10	22.10	22.10	7.94	7.94	7.94	32.40	32.40	32.40	87.9	87.7	87.7	6.35	6.33	6.33	3.50	3.66	3.54	7	6.50
	20:41		Middle	2.0	22.10	22.10		7.94	7.94		32.40	32.40		87.6	87.5		6.32	6.31		3.64	3.35		6	
22/4/2011	22:34	Cloudy	Middle	2.0	22.70	22.70	22.70	8.02	8.02	8.02	31.83	31.83	31.83	70.2	70.3	69.9	4.83	4.85	4.82	3.22	2.85	3.10	4	4.50
	22:35		Middle	2.0	22.70	22.70		8.02	8.02		31.83	31.83		69.8	69.2		4.81	4.80		3.28	3.06		5	
27/4/2011	2:26	Cloudy	Middle	2.0	23.30	23.30	23.30	7.71	7.71	7.71	32.60	32.60	32.60	64.8	67.6	65.2	4.88	4.78	4.68	3.23	2.91	3.17	5	5.00
	2:27		Middle	2.0	23.30	23.30		7.71	7.71		32.60	32.60		66.3	62.0		4.68	4.38		3.27	3.26		5	



**Water Monitoring Result at C4w - WCT / GEC
Mid-Flood Tide**

Date	Time	Weater Condition	Sampling Depth		Water Temperature			pH			Salinity			DO Saturation			DO			Turbidity			Suspended Solids	
					°C			-			ppt			%			mg/L			NTU			mg/L	
					Value	Average		Value	Average		Value	Average		Value	Average		Value	Average		Value	Average		Value	Average
29/3/2011	15:13	Cloudy	Middle	2.0	18.50	18.50	18.40	7.79	7.79	7.80	32.50	32.50	32.50	82.3	81.5	80.5	6.41	6.37	6.28	2.75	2.35	2.40	2	2.50
	15:16		Middle	2.0	18.30	18.30		7.80	7.80		32.50	32.50		79.3	78.7		6.18	6.15		2.14	2.35		3	
31/3/2011	14:38	Cloudy	Middle	2.0	18.50	18.50	18.45	7.83	7.83	7.83	32.50	32.50	32.45	80.7	80.1	80.1	6.28	6.25	6.24	1.67	1.61	1.63	<2	2.00
	14:41		Middle	2.0	18.40	18.40		7.82	7.82		32.40	32.40		79.8	79.6		6.23	6.20		1.63	1.62		2	
2/4/2011	19:30	Sunny	Middle	2.0	19.41	19.41	19.46	7.90	7.90	7.90	31.85	31.85	31.85	75.3	73.7	76.6	5.63	5.51	5.73	1.19	1.04	1.08	<2	<2
	19:31		Middle	2.0	19.50	19.50		7.90	7.90		31.85	31.85		77.5	79.9		5.80	5.97		1.15	0.93		<2	
4/4/2011	19:25	Cloudy	Middle	2.0	19.40	19.40	19.40	7.73	7.73	7.74	32.40	32.50	32.48	78.6	78.5	78.4	6.10	6.09	6.08	1.14	1.09	1.10	<2	2.00
	19:26		Middle	2.0	19.40	19.40		7.74	7.74		32.50	32.50		78.3	78.2		6.07	6.06		1.06	1.10		2	
6/4/2011	20:26	Cloudy	Middle	2.0	19.30	19.30	19.30	7.72	7.72	7.73	32.60	32.60	32.60	89.0	88.9	88.7	6.88	6.87	6.86	2.13	1.90	1.97	6	5.50
	20:27		Middle	2.0	19.30	19.30		7.73	7.73		32.60	32.60		88.6	88.4		6.85	6.84		1.94	1.89		5	
8/4/2011	22:16	Cloudy	Middle	2.0	20.50	20.50	20.50	7.71	7.71	7.71	32.40	32.40	32.40	83.8	83.7	83.5	6.17	6.16	6.15	0.89	0.90	0.90	2	2.00
	22:17		Middle	2.0	20.50	20.50		7.71	7.71		32.40	32.40		83.3	83.0		6.15	6.13		0.91	0.89		<2	
11/4/2011	11:05	Fine	Middle	2.0	21.90	21.90	21.85	7.76	7.76	7.76	32.20	32.20	32.15	84.7	84.0	83.6	6.22	6.18	6.16	1.27	1.13	1.16	8	7.50
	11:08		Middle	2.0	21.80	21.80		7.75	7.75		32.10	32.10		83.2	82.4		6.13	6.09		1.07	1.15		7	
13/4/2011	11:50	Cloudy	Middle	1.5	21.00	21.00	21.05	7.86	7.86	7.86	33.10	33.10	33.15	80.7	80.1	80.1	5.94	5.92	5.92	2.11	1.52	1.70	12	12.00
	11:53		Middle	1.5	21.10	21.10		7.85	7.85		33.20	33.20		80.0	79.6		5.91	5.90		1.71	1.47		<2	
15/4/2011	16:09	Cloudy	Middle	1.5	22.50	22.50	22.45	7.81	7.81	7.82	32.60	32.60	32.55	85.3	84.5	83.4	6.09	6.05	5.96	2.10	2.35	2.38	2	2.50
	16:11		Middle	1.5	22.40	22.40		7.82	7.82		32.50	32.50		82.1	81.6		5.86	5.84		2.46	2.59		3	
18/4/2011	17:00	Cloudy	Middle	1.5	22.90	22.90	22.85	7.90	7.90	7.91	32.00	32.00	32.05	80.3	78.7	78.6	5.71	5.63	5.60	2.19	2.85	2.54	4	3.50
	17:03		Middle	1.5	22.80	22.80		7.91	7.91		32.10	32.10		78.2	77.0		5.57	5.49		2.67	2.44		3	
20/4/2011	20:56	Cloudy	Middle	2.0	22.20	22.20	22.20	7.83	7.83	7.84	32.40	32.40	32.40	78.7	78.6	78.4	5.64	5.63	5.62	1.54	1.40	1.49	4	3.50
	20:57		Middle	2.0	22.20	22.20		7.84	7.84		32.40	32.40		78.3	78.1		5.61	5.59		1.43	1.60		3	
22/4/2011	22:48	Cloudy	Middle	2.0	22.60	22.60	22.60	7.93	7.93	7.93	31.19	31.19	31.19	75.9	75.0	75.5	6.23	6.20	6.21	1.57	1.47	1.78	3	3.50
	22:50		Middle	2.0	22.60	22.60		7.93	7.93		31.19	31.19		75.8	75.3		6.21	6.20		2.07	1.99		4	
27/4/2011	2:42	Cloudy	Middle	2.0	23.40	23.40	23.40	7.72	7.72	7.72	32.30	32.30	32.30	59.1	58.0	59.5	4.18	4.10	4.20	1.64	1.53	1.72	5	6.00
	2:43		Middle	2.0	23.40	23.40		7.72	7.72		32.30	32.30		60.7	60.1		4.29	4.24		1.90	1.79		7	



**Water Monitoring Result at C5e - Sun Hung Kai Centre
Mid-Flood Tide**

Date	Time	Weather Condition	Sampling Depth		Water Temperature			pH			Salinity			DO Saturation		DO		Turbidity		Suspended Solids				
					°C			-			ppt			%		mg/L		NTU		mg/L				
			m	Value	Average	Value	Average	Value	Average	Value	Average	Value	Average	Value	Average	Value	Average	Value	Average	Value	Average			
29/3/2011	14:36	Cloudy	Middle	1.5	18.70	18.70	18.65	7.88	7.88	7.89	32.60	32.60	32.65	79.5	79.1	80.1	6.14	6.12	6.21	4.87	4.45	4.49	4	4.50
	14:39		Middle	1.5	18.60	18.60		7.89	7.89		32.70	32.70		80.5	81.3		6.25	6.31		4.62	4.02		5	
31/3/2011	14:00	Cloudy	Middle	1.5	18.50	18.50	18.45	7.92	7.92	7.89	32.60	32.60	32.55	91.0	90.4	89.3	7.05	6.72	6.77	2.75	2.64	2.84	4	4.00
	14:03		Middle	1.5	18.40	18.40		7.81	7.91		32.50	32.50		89.4	86.2		6.65	6.64		3.18	2.79		4	
2/4/2011	18:38	Sunny	Middle	2.0	19.29	19.29	19.29	7.90	7.90	7.90	31.88	31.88	31.88	53.9	57.6	57.0	4.04	4.32	4.23	8.23	8.15	8.15	16	15.00
	18:39		Middle	2.0	19.29	19.29		7.90	7.90		31.88	31.88		56.8	59.5		4.26	4.28		8.09	8.12		14	
4/4/2011	18:16	Cloudy	Middle	2.0	19.30	19.30	19.30	7.73	7.74	7.74	32.50	32.50	32.50	80.9	80.8	80.6	6.08	6.07	6.05	5.73	5.55	5.40	7	7.50
	18:17		Middle	2.0	19.30	19.30		7.74	7.74		32.50	32.50		80.4	80.3		6.02	6.01		5.23	5.08		8	
6/4/2011	20:32	Cloudy	Middle	2.0	19.30	19.30	19.30	7.83	7.83	7.84	32.70	32.70	32.70	84.1	84.0	83.9	6.33	6.32	6.31	3.80	3.13	3.22	9	8.00
	20:33		Middle	2.0	19.30	19.30		7.84	7.84		32.70	32.70		83.7	83.6		6.29	6.28		3.10	2.86		7	
8/4/2011	21:20	Cloudy	Middle	2.0	20.40	20.40	20.40	7.74	7.74	7.75	32.40	32.40	32.40	83.8	83.7	83.6	6.36	6.34	6.34	3.80	3.94	3.75	8	8.00
	21:21		Middle	2.0	20.40	20.40		7.75	7.75		32.40	32.40		83.5	83.3		6.33	6.32		3.68	3.59		8	
11/4/2011	10:57	Fine	Middle	1.5	22.00	22.00	21.95	7.82	7.82	7.82	32.40	32.40	32.35	89.2	88.8	88.3	6.59	6.39	6.41	2.28	2.38	2.27	4	3.50
	11:00		Middle	1.5	21.90	21.90		7.81	7.81		32.30	32.30		88.2	87.0		6.33	6.32		2.22	2.20		3	
13/4/2011	11:25	Cloudy	Middle	1.5	23.20	23.20	23.15	7.92	7.92	7.92	32.90	32.90	32.95	88.1	87.7	87.6	6.28	6.26	6.25	1.75	1.91	1.80	6	5.00
	11:28		Middle	1.5	23.10	23.10		7.91	7.91		33.00	33.00		87.6	87.1		6.24	6.21		1.80	1.73		4	
15/4/2011	15:40	Cloudy	Middle	1.5	23.70	23.70	23.75	7.91	7.91	7.92	32.70	32.70	32.65	85.6	85.4	85.2	5.96	5.94	5.92	3.38	3.28	3.30	8	7.00
	15:43		Middle	1.5	23.80	23.80		7.92	7.92		32.60	32.60		85.1	84.6		5.91	5.87		3.26	3.27		6	
18/4/2011	16:40	Cloudy	Middle	1.5	23.10	23.10	23.05	7.95	7.95	7.96	31.90	31.90	31.85	83.0	82.3	81.4	5.88	5.86	5.78	8.08	7.97	8.04	14	13.00
	16:43		Middle	1.5	23.00	23.00		7.96	7.96		31.80	31.80		80.3	79.8		5.70	5.68		8.06	8.05		12	
20/4/2011	20:09	Cloudy	Middle	2.0	22.10	22.10	22.10	7.86	7.86	7.86	32.20	32.20	32.15	78.4	78.2	78.2	5.63	5.61	5.60	2.24	2.14	2.14	3	3.00
	20:10		Middle	2.0	22.10	22.10		7.86	7.86		32.10	32.10		78.1	77.9		5.58	5.57		2.09	2.08		3	
22/4/2011	21:45	Cloudy	Middle	2.0	22.70	22.70	22.70	7.95	7.95	7.95	31.16	31.63	31.28	69.8	69.8	69.5	4.83	4.83	4.82	2.39	2.41	2.32	4	4.00
	21:46		Middle	2.0	22.70	22.70		7.95	7.95		31.16	31.16		69.2	69.1		4.80	4.80		2.47	2.01		4	
27/4/2011	1:56	Cloudy	Middle	2.0	23.60	23.60	23.60	7.62	7.62	7.62	32.30	32.30	32.30	62.0	61.5	60.5	4.37	4.34	4.27	2.02	1.92	1.96	3	3.50
	1:58		Middle	2.0	23.60	23.60		7.62	7.62		32.30	32.30		59.4	59.2		4.19	4.18		1.84	2.05		4	



**Water Monitoring Result at C5w - Sun Hung Kai Centre
Mid-Flood Tide**

Date	Time	Weather Condition	Sampling Depth		Water Temperature			pH			Salinity			DO Saturation		DO		Turbidity		Suspended Solids				
					°C			-			ppt			%		mg/L		NTU		mg/L				
			m		Value	Average		Value	Average		Value	Average		Value	Average	Value	Average	Value	Average	Value	Average	Value	Average	
29/3/2011	14:48	Cloudy	Middle	1.5	18.80	18.80	18.75	7.94	7.94	7.95	32.70	32.70	32.70	82.1	81.7	82.6	6.35	6.32	6.39	5.44	4.52	4.67	7	6.50
	14:51		Middle	1.5	18.70	18.70		7.95	7.95		32.70	32.70		83.5	82.9		6.47	6.41		4.39	4.31		6	
31/3/2011	14:07	Cloudy	Middle	1.5	19.10	19.10	19.05	7.91	7.91	7.91	32.60	32.60	32.55	87.3	86.7	86.7	6.70	6.66	6.66	4.16	3.79	3.85	6	6.00
	14:10		Middle	1.5	19.00	19.00		7.90	7.90		32.50	32.50		86.6	86.1		6.65	6.64		4.01	3.42		6	
2/4/2011	18:48	Sunny	Middle	2.0	19.23	19.23	19.23	7.90	7.90	7.90	31.90	31.90	31.90	83.7	77.5	79.2	6.28	5.81	5.94	8.16	8.23	7.97	11	12.00
	18:49		Middle	2.0	19.23	19.23		7.90	7.90		31.90	31.90		77.9	77.7		5.84	5.84		7.86	7.63		13	
4/4/2011	18:35	Cloudy	Middle	2.0	19.30	19.30	19.30	7.81	7.81	7.81	32.50	32.50	32.50	84.6	84.5	84.4	6.53	6.51	6.50	6.58	6.20	6.07	6	5.50
	18:36		Middle	2.0	19.30	19.30		7.81	7.82		32.50	32.50		84.2	84.1		6.48	6.47		5.71	5.80		5	
6/4/2011	20:45	Cloudy	Middle	2.0	19.20	19.20	19.20	7.86	7.86	7.87	32.80	32.80	32.80	88.5	88.4	88.4	6.81	6.80	6.80	4.45	4.39	4.28	7	6.50
	20:46		Middle	2.0	19.20	19.20		7.87	7.87		32.80	32.80		88.3	88.2		6.79	6.78		4.23	4.04		6	
8/4/2011	21:32	Cloudy	Middle	2.0	20.30	20.30	20.30	7.84	7.84	7.84	32.60	32.60	32.60	86.1	86.0	85.9	6.42	6.41	6.41	3.07	2.76	2.81	5	4.00
	21:33		Middle	2.0	20.30	20.30		7.84	7.84		32.60	32.60		85.8	85.7		6.40	6.39		2.65	2.76		3	
11/4/2011	10:50	Fine	Middle	2.0	22.40	22.40	22.35	7.75	7.75	7.75	32.10	32.10	32.05	89.4	88.8	87.2	6.17	6.11	6.08	3.08	3.14	3.02	6	5.00
	10:53		Middle	2.0	22.30	22.30		7.74	7.74		32.00	32.00		86.3	84.2		6.04	6.01		3.11	2.76		4	
13/4/2011	11:33	Cloudy	Middle	1.5	22.40	22.40	22.45	7.95	7.95	7.95	32.70	32.70	32.65	92.5	91.7	91.5	6.67	6.62	6.61	2.03	1.90	1.87	8	5.00
	11:36		Middle	1.5	22.50	22.50		7.94	7.94		32.60	32.60		91.3	90.6		6.58	6.55		1.77	1.78		2	
15/4/2011	15:46	Cloudy	Middle	1.5	23.30	23.30	23.35	7.93	7.93	7.93	32.30	32.30	32.25	85.9	85.1	84.7	6.05	6.02	5.97	2.75	2.96	2.93	8	7.00
	15:49		Middle	1.5	23.40	23.40		7.92	7.92		32.20	32.20		84.0	83.6		5.94	5.88		2.95	3.07		6	
18/4/2011	16:47	Cloudy	Middle	1.5	22.50	22.50	22.55	7.89	7.89	7.90	31.30	31.30	31.25	79.7	78.4	78.1	5.72	5.65	5.61	6.01	5.50	5.38	12	12.50
	16:50		Middle	1.5	22.60	22.60		7.90	7.90		31.20	31.20		77.9	76.4		5.58	5.50		5.28	4.71		13	
20/4/2011	20:19	Cloudy	Middle	2.0	22.30	22.30	22.30	7.97	7.97	7.97	32.30	32.30	32.30	86.6	86.5	86.4	6.19	6.17	6.17	4.00	3.77	3.80	7	7.50
	20:20		Middle	2.0	22.30	22.30		7.97	7.97		32.30	32.30		86.3	86.2		6.16	6.15		3.80	3.63		8	
22/4/2011	21:53	Cloudy	Middle	2.0	22.70	22.70	22.70	7.91	7.91	7.91	31.43	31.43	31.43	69.1	65.8	68.5	4.90	4.40	4.80	2.33	1.83	2.22	4	4.00
	21:54		Middle	2.0	22.70	22.70		7.91	7.91		31.43	31.43		69.6	69.5		4.96	4.95		2.42	2.30		4	
27/4/2011	2:07	Cloudy	Middle	2.0	23.50	23.50	23.50	7.69	7.69	7.69	32.60	32.60	32.60	64.3	64.1	64.6	4.54	4.42	4.53	4.17	3.90	3.93	5	4.00
	2:08		Middle	2.0	23.50	23.50		7.69	7.69		32.60	32.60		64.8	65.0		4.57	4.58		3.87	3.79		3	



**Water Monitoring Result at WSD21 - Wan Chai
Mid-Flood Tide**

Date	Time	Weather Condition	Sampling Depth		Water Temperature			pH			Salinity			DO Saturation			DO		Turbidity			Suspended Solids		
					°C			-			ppt			%			mg/L		NTU			mg/L		
			m	Value	Average	Value	Average	Value	Average	Value	Average	Value	Average	Value	Average	Value	Average	Value	Average	Value	Average	Value	Average	
29/3/2011	14:09	Cloudy	Middle	2.0	18.70	18.70	18.70	7.89	7.89	7.90	32.70	32.70	32.75	82.8	82.4	83.3	6.41	6.38	6.45	6.05	6.07	5.86	9	9.00
	14:12		Middle	2.0	18.70	18.70		7.91	7.91		32.80	32.80		84.5	83.6		6.53	6.48		5.73	5.57		9	
31/3/2011	13:35	Cloudy	Middle	2.5	18.20	18.20	18.15	7.80	7.80	7.80	32.98	32.98	32.99	71.4	70.9	71.1	5.54	5.50	5.51	5.07	5.06	4.77	5	6.00
	13:48		Middle	2.5	18.10	18.10		7.80	7.81		33.00	33.00		70.6	71.4		5.47	5.54		4.57	4.38		7	
2/4/2011	18:16	Sunny	Middle	2.0	19.65	19.65	19.65	7.90	7.90	7.90	31.37	31.37	31.38	81.1	83.2	81.4	5.84	5.99	5.86	3.68	3.21	3.40	5	6.00
	18:17		Middle	2.0	19.65	19.65		7.90	7.90		31.38	31.38		80.1	81.1		5.77	5.84		3.41	3.29		7	
4/4/2011	17:50	Cloudy	Middle	2.0	19.30	19.30	19.30	7.82	7.82	7.82	32.60	32.60	32.60	85.4	85.1	85.1	6.68	6.64	6.63	5.28	5.26	5.04	5	6.00
	17:51		Middle	2.0	19.30	19.30		7.82	7.82		32.60	32.60		85.0	84.7		6.61	6.59		4.94	4.67		7	
6/4/2011	19:57	Cloudy	Middle	2.0	19.30	19.30	19.30	7.90	7.90	7.90	32.80	32.80	32.80	89.7	89.6	89.5	6.81	6.80	6.80	3.73	3.37	3.53	9	10.00
	19:58		Middle	2.0	19.30	19.30		7.90	7.90		32.80	32.80		89.3	89.4		6.79	6.78		3.49	3.52		11	
8/4/2011	20:48	Cloudy	Middle	2.0	20.40	20.40	20.40	7.79	7.79	7.80	32.50	32.50	32.55	87.5	87.4	87.4	6.52	6.50	6.50	2.87	2.70	2.67	7	6.50
	20:49		Middle	2.0	20.40	20.40		7.80	7.81		32.60	32.60		87.3	87.2		6.49	6.48		2.57	2.54		6	
11/4/2011	10:35	Fine	Middle	2.0	21.90	21.90	21.85	7.73	7.73	7.73	32.30	32.30	32.25	85.8	84.0	83.9	6.32	6.23	6.20	2.27	1.97	2.08	3	3.50
	10:38		Middle	2.0	21.80	21.80		7.72	7.72		32.20	32.20		83.1	82.7		6.18	6.06		1.89	2.19		4	
13/4/2011	11:18	Cloudy	Middle	2.0	21.60	21.60	21.55	7.90	7.90	7.91	33.00	33.00	33.05	85.9	85.6	85.4	6.29	6.27	6.25	2.51	2.41	2.56	8	7.00
	11:21		Middle	2.0	21.50	21.50		7.91	7.91		33.10	33.10		85.3	84.9		6.20	6.25		2.76	2.54		6	
15/4/2011	15:30	Cloudy	Middle	2.0	23.30	23.30	23.35	7.93	7.93	7.93	32.70	32.70	32.65	84.2	83.8	83.8	5.91	5.89	5.89	4.03	3.62	3.75	6	6.00
	15:33		Middle	2.0	23.40	23.40		7.92	7.92		32.60	32.60		83.7	83.6		5.88	5.87		3.79	3.56		6	
18/4/2011	16:25	Cloudy	Middle	2.0	22.90	22.90	22.95	7.96	7.95	7.95	32.30	32.30	32.25	85.9	85.3	85.0	6.09	6.07	6.04	7.69	7.19	7.31	9	8.00
	16:28		Middle	2.0	23.00	23.00		7.95	7.95		32.20	32.20		84.6	84.2		6.00	5.99		7.13	7.22		7	
20/4/2011	19:42	Cloudy	Middle	2.0	22.30	22.30	22.30	7.92	7.92	7.93	32.40	32.40	32.40	83.9	83.5	83.5	6.00	5.99	5.98	4.24	3.98	3.90	6	7.00
	19:43		Middle	2.0	22.30	22.30		7.93	7.93		32.40	32.40		83.3	83.2		5.97	5.96		3.69	3.70		8	
22/4/2011	22:12	Cloudy	Middle	2.5	22.90	22.90	22.90	7.91	7.91	7.91	31.81	31.81	31.81	69.1	69.0	69.6	4.80	4.79	4.80	3.89	4.29	4.02	9	8.00
	22:13		Middle	2.5	22.90	22.90		7.91	7.91		31.81	31.81		70.1	70.3		4.80	4.81		4.07	3.81		7	
27/4/2011	1:31	Cloudy	Middle	2.5	23.50	23.50	23.50	7.69	7.69	7.69	32.52	32.52	32.52	66.8	64.9	64.9	4.72	4.57	4.58	2.88	2.85	3.03	4	5.00
	1:32		Middle	2.5	23.50	23.50		7.69	7.69		32.52	32.52		64.7	63.2		4.56	4.46		3.22	3.18		6	



**Water Monitoring Result at WSD19 - Sheung Wan
Mid-Flood Tide**

Date	Time	Weather Condition	Sampling Depth		Water Temperature			pH			Salinity			DO Saturation			DO			Turbidity			Suspended Solids	
					°C			-			ppt			%			mg/L			NTU			mg/L	
					Value	Average		Value	Average		Value	Average		Value	Average		Value	Average		Value	Average		Value	Average
29/3/2011	14:40	Cloudy	Middle	2.0	18.10	18.10	18.15	7.79	7.79	7.80	32.93	32.93	32.93	76.6	77.0	76.6	5.94	5.97	5.94	6.60	6.27	6.29	14	12.50
	14:43		Middle	2.0	18.20	18.20		7.80	7.80		32.92	32.92		76.3	76.4		5.91	5.92		6.35	5.94		11	
31/3/2011	14:50	Cloudy	Middle	2.0	18.00	18.00	18.10	7.89	7.89	7.87	32.99	32.99	32.99	79.2	79.5	79.4	6.13	6.15	6.14	5.98	6.15	5.79	9	9.50
	14:53		Middle	2.0	18.20	18.20		7.85	7.85		32.99	32.99		79.5	79.3		6.14	6.12		5.66	5.37		10	
2/4/2011	18:05	Sunny	Middle	2.0	19.82	19.82	19.75	7.80	7.80	7.80	32.07	32.07	32.12	76.5	77.0	79.2	5.79	5.82	5.99	5.48	5.98	5.91	10	11.00
	18:07		Middle	2.0	19.68	19.68		7.80	7.80		32.16	32.16		81.4	81.7		6.16	6.18		6.15	6.01		12	
4/4/2011	21:38	Cloudy	Middle	2.0	19.00	19.00	19.00	7.76	7.76	7.76	32.81	32.81	32.81	71.3	72.2	71.0	5.44	5.51	5.42	5.45	5.93	5.44	7	6.00
	21:40		Middle	2.0	19.00	19.00		7.76	7.76		32.81	32.81		70.6	69.9		5.37	5.34		5.11	5.26		5	
6/4/2011	22:38	Cloudy	Middle	2.0	19.60	19.60	19.60	7.80	7.80	7.80	32.85	32.85	32.85	79.7	78.7	78.2	5.80	5.73	5.69	2.88	3.04	2.93	9	8.50
	22:40		Middle	2.0	19.60	19.60		7.80	7.80		32.85	32.85		77.5	76.9		5.64	5.57		2.55	3.26		8	
8/4/2011	23:51	Cloudy	Middle	2.0	19.79	19.79	19.79	8.10	8.10	8.10	31.88	31.88	31.88	72.9	75.4	76.1	5.32	5.55	5.56	1.81	2.16	1.90	6	6.00
	23:53		Middle	2.0	19.79	19.79		8.10	8.10		31.88	31.88		78.4	77.5		5.72	5.65		1.96	1.68		6	
11/4/2011	13:00	Fine	Middle	1.5	21.29	21.29	21.31	7.80	7.80	7.85	31.92	31.92	31.97	83.7	83.3	84.0	6.17	6.15	6.21	2.44	2.17	2.26	6	7.00
	13:05		Middle	1.5	21.33	21.33		7.90	7.90		32.01	32.01		85.1	83.9		6.30	6.20		2.19	2.24		8	
13/4/2011	14:39	Cloudy	Middle	1.5	21.72	21.72	21.73	8.00	8.00	8.00	32.52	32.52	32.51	66.4	68.3	67.8	4.82	4.97	4.93	3.44	3.53	3.44	11	10.00
	14:42		Middle	1.5	21.73	21.73		8.00	8.00		32.50	32.50		68.4	68.0		4.98	4.94		3.45	3.35		9	
15/4/2011	13:16	Cloudy	Middle	1.5	23.10	23.10	23.30	8.00	8.00	7.99	32.54	32.54	32.57	95.7	94.8	94.9	6.75	6.68	6.68	4.22	3.77	3.78	7	7.00
	13:20		Middle	1.5	23.50	23.50		7.97	7.97		32.59	32.59		95.3	93.8		6.70	6.59		3.61	3.53		7	
18/4/2011	20:49	Cloudy	Middle	2.0	22.28	22.32	22.32	7.90	7.90	7.90	31.43	31.43	31.43	57.8	55.7	57.2	4.19	4.03	4.15	8.01	7.42	7.75	13	14.00
	20:52		Middle	2.0	22.33	22.33		7.90	7.90		31.43	31.43		58.1	57.3		4.21	4.15		7.91	7.65		15	
20/4/2011	22:00	Cloudy	Middle	2.0	21.85	21.85	21.85	7.90	7.90	7.90	31.96	31.96	31.96	80.9	80.4	80.1	5.89	5.84	5.83	4.35	4.28	4.46	11	10.50
	22:02		Middle	2.0	21.85	21.85		7.90	7.90		31.96	31.96		79.6	79.6		5.80	5.80		4.72	4.47		10	
22/4/2011	20:17	Cloudy	Middle	2.0	23.20	23.20	23.20	7.90	7.90	7.90	31.58	31.58	31.58	55.3	59.7	56.9	3.94	4.10	4.01	6.97	7.15	6.91	14	13.00
	20:18		Middle	2.0	23.20	23.20		7.90	7.90		31.58	31.58		56.2	56.2		4.00	4.00		6.47	7.06		12	
27/4/2011	0:47	Cloudy	Middle	2.0	23.10	23.10	23.10	7.93	7.93	7.93	32.05	32.05	32.05	77.5	75.9	76.9	5.51	5.36	5.52	2.82	2.65	2.72	9	10.00
	0:49		Middle	2.0	23.10	23.10		7.93	7.93		32.05	32.05		75.2	79.0		5.52	5.70		2.83	2.57		11	



**Water Monitoring Result at WSD20 - Kennedy Town
Mid-Flood Tide**

Date	Time	Weater Condition	Sampling Depth		Water Temperature			pH			Salinity			DO Saturation			DO		Turbidity			Suspended Solids		
					°C			-			ppt			%			mg/L		NTU			mg/L		
			m		Value	Average		Value	Average		Value	Average		Value	Average		Value	Average		Value	Average		Value	Average
29/3/2011	14:18	Cloudy	Middle	1.5	18.30	18.30	18.30	7.96	7.96	7.96	33.33	33.33	33.32	88.7	88.0	88.4	6.84	6.78	6.82	4.90	4.91	4.79	12	11.00
	14:20		Middle	1.5	18.30	18.30		7.95	7.95		33.30	33.30		89.0	87.9		6.86	6.78		4.49	4.86		10	
31/3/2011	14:32	Cloudy	Middle	1.5	18.50	18.50	18.65	8.00	8.00	7.97	33.28	3.28	25.75	86.6	86.3	85.9	6.62	6.60	6.57	5.66	5.61	5.49	9	9.50
	14:35		Middle	1.5	18.80	18.80		7.94	7.95		33.21	33.21		86.5	84.3		6.61	6.44		5.38	5.30		10	
2/4/2011	17:42	Sunny	Middle	2.0	20.40	20.40	20.40	7.60	7.60	7.60	32.26	32.26	32.26	83.4	83.3	84.8	6.27	6.21	6.31	6.68	6.89	6.96	10	10.50
	17:43		Middle	2.0	20.40	20.40		7.60	7.60		32.26	32.26		86.7	85.7		6.48	6.28		7.02	7.26		11	
4/4/2011	21:17	Cloudy	Middle	2.0	19.00	19.00	19.00	7.89	7.89	7.89	32.75	32.75	32.75	79.3	78.8	79.4	6.05	6.01	6.06	3.55	4.02	3.96	5	6.00
	21:18		Middle	2.0	19.00	19.00		7.89	7.89		32.75	32.75		77.2	82.2		5.89	6.27		3.91	4.37		7	
6/4/2011	22:24	Cloudy	Middle	2.0	18.90	18.80	18.83	7.93	7.93	7.93	32.61	32.61	32.61	82.5	84.7	85.1	6.09	6.27	6.28	2.72	3.42	2.81	8	7.00
	22:25		Middle	2.0	18.80	18.80		7.93	7.93		32.61	32.61		86.9	86.2		6.41	6.36		2.64	2.46		6	
8/4/2011	23:24	Cloudy	Middle	2.0	20.04	20.04	20.04	7.80	7.80	7.80	31.26	31.26	31.26	92.5	87.4	89.0	6.74	6.88	6.61	2.52	2.31	2.50	6	6.00
	23:26		Middle	2.0	20.04	20.04		7.80	7.80		31.26	31.26		88.9	87.2		6.48	6.35		2.27	2.91		6	
11/4/2011	12:30	Fine	Middle	1.5	21.84	21.84	21.86	8.10	8.10	8.10	31.31	31.31	31.31	88.6	88.0	88.4	6.47	6.42	6.45	2.66	2.90	2.67	6	7.00
	12:33		Middle	1.5	21.88	21.88		8.10	8.10		31.31	31.31		88.8	88.1		6.48	6.44		2.54	2.56		8	
13/4/2011	14:10	Cloudy	Middle	1.5	21.17	21.17	21.35	8.10	8.10	8.10	32.50	32.50	32.47	89.6	89.1	90.8	6.55	6.51	6.63	1.96	1.89	1.87	4	4.00
	14:14		Middle	1.5	21.52	21.52		8.10	8.10		32.43	32.43		90.8	93.5		6.63	6.83		1.73	1.91		4	
15/4/2011	12:50	Cloudy	Middle	1.5	22.30	22.30	22.40	7.92	7.92	7.92	32.19	32.19	32.20	91.6	88.6	90.3	6.56	6.33	6.46	3.11	2.91	2.85	12	11.00
	12:53		Middle	1.5	22.50	22.50		7.92	7.92		32.20	32.20		91.3	89.5		6.54	6.40		2.44	2.92		10	
18/4/2011	20:34	Cloudy	Middle	2.0	22.34	22.34	22.34	8.00	8.00	8.00	31.13	31.13	31.13	69.9	64.1	66.0	5.00	4.64	4.77	8.19	8.24	8.27	15	15.50
	20:35		Middle	2.0	22.34	22.34		8.00	8.00		31.13	31.13		65.0	65.0		4.71	4.71		8.55	8.09		16	
20/4/2011	21:37	Cloudy	Middle	2.0	22.24	22.24	22.24	8.00	8.00	8.00	30.97	30.97	30.97	57.2	60.4	59.5	4.16	4.34	4.29	4.88	4.94	5.11	10	11.00
	21:39		Middle	2.0	22.24	22.24		8.00	8.00		30.97	30.97		60.2	60.1		4.33	4.33		5.21	5.39		12	
22/4/2011	19:53	Cloudy	Middle	2.0	23.58	23.58	23.58	7.80	7.80	7.80	31.10	31.10	31.10	56.2	56.2	56.2	3.99	3.99	3.99	7.54	7.75	7.65	10	11.50
	19:54		Middle	2.0	23.58	23.58		7.80	7.80		31.10	31.10		56.2	56.0		3.99	3.97		7.61	7.68		13	
27/4/2011	0:23	Cloudy	Middle	1.5	23.20	23.20	23.20	7.98	7.98	7.98	32.28	32.28	32.28	79.5	76.1	77.6	5.58	5.40	5.49	2.43	2.18	2.27	8	7.00
	0:24		Middle	1.5	23.20	23.20		7.98	7.98		32.28	32.28		78.5	76.4		5.57	5.42		1.90	2.58		6	



**Water Monitoring Result at WSD7 - Kowloon South
Mid-Flood Tide**

Date	Time	Weather Condition	Sampling Depth		Water Temperature			pH			Salinity			DO Saturation		DO		Turbidity			Suspended Solids			
					°C			-			ppt			%		mg/L		NTU			mg/L			
					Value	Average		Value	Average		Value	Average		Value	Average		Value	Average	Value	Average	Value	Average	Value	Average
29/3/2011	11:22	Cloudy	Middle	1.5	18.20	18.20	18.25	7.68	7.68	7.68	32.89	32.89	32.92	79.8	78.7	79.5	6.17	6.08	6.15	6.52	6.68	6.60	9	9.00
	11:25		Middle	1.5	18.30	18.30		7.68	7.68		32.94	32.94		80.0	79.5		6.18	6.15		6.63	6.55		9	
31/3/2011	17:59	Cloudy	Middle	2.5	18.40	18.40	18.43	7.80	7.80	7.80	32.19	32.19	32.19	87.9	87.8	87.3	6.80	6.79	6.75	2.64	2.85	2.73	6	5.00
	18:02		Middle	2.5	18.46	18.46		7.80	7.80		32.19	32.19		85.8	87.7		6.63	6.78		2.63	2.81		4	
2/4/2011	16:25	Sunny	Middle	2.5	20.16	20.17	20.22	7.60	7.60	7.60	32.26	32.26	32.26	93.5	92.1	91.0	6.98	6.88	6.80	4.49	4.74	4.51	7	6.50
	16:28		Middle	2.5	20.28	20.28		7.60	7.60		32.26	32.26		91.2	87.2		6.81	6.51		4.27	4.55		6	
4/4/2011	17:23	Cloudy	Middle	2.0	19.10	19.10	19.10	7.74	7.74	7.74	32.88	32.88	32.88	78.7	73.6	75.5	5.99	5.86	5.81	3.63	3.67	3.72	3	4.00
	17:25		Middle	2.0	19.10	19.10		7.74	7.74		32.88	32.88		73.6	76.2		5.60	5.80		3.78	3.81		5	
6/4/2011	18:07	Cloudy	Middle	2.0	19.10	19.10	19.10	7.78	7.78	7.78	32.62	32.62	32.62	82.2	82.7	81.6	6.06	6.09	6.00	5.32	5.45	5.52	9	9.00
	18:09		Middle	2.0	19.10	19.10		7.78	7.78		32.62	32.62		80.9	80.6		5.92	5.93		5.73	5.56		9	
8/4/2011	20:19	Cloudy	Middle	2.0	20.01	20.01	20.01	7.90	7.90	7.90	31.87	31.87	31.87	84.9	83.9	83.7	6.16	6.10	5.97	3.89	3.78	3.51	6	6.50
	20:21		Middle	2.0	20.01	20.01		7.90	7.90		31.87	31.87		80.3	85.7		5.38	6.23		3.11	3.25		7	
11/4/2011	7:55	Fine	Middle	1.5	21.12	21.11	21.26	7.10	7.10	7.10	31.63	31.63	31.62	89.2	88.7	89.2	6.58	6.53	6.57	2.15	2.05	2.10	6	7.00
	7:58		Middle	1.5	21.40	21.40		7.10	7.10		31.60	31.60		89.9	88.8		6.62	6.55		2.08	2.11		8	
13/4/2011	9:35	Cloudy	Middle	1.5	21.41	21.41	21.44	7.60	7.60	7.70	32.13	32.13	32.12	98.4	99.3	97.6	7.22	7.29	7.25	2.49	2.25	2.29	4	4.00
	9:38		Middle	1.5	21.47	21.47		7.80	7.80		32.10	32.10		93.3	99.3		7.20	7.27		2.26	2.14		4	
15/4/2011	13:43	Cloudy	Middle	1.5	22.40	22.40	22.65	7.99	7.99	7.97	32.97	32.97	32.89	89.1	84.5	86.3	6.37	6.01	6.16	2.72	2.32	2.42	6	5.00
	13:45		Middle	1.5	22.90	22.90		7.94	7.94		32.80	32.80		86.8	84.8		6.19	6.05		2.36	2.26		4	
18/4/2011	17:13	Cloudy	Middle	2.0	22.44	22.44	22.44	7.80	7.80	7.80	31.46	31.46	31.46	73.4	68.1	71.6	5.30	4.92	5.17	3.95	4.42	4.27	9	8.00
	17:15		Middle	2.0	22.44	22.44		7.80	7.80		31.46	31.46		75.4	69.5		5.45	5.02		4.65	4.05		7	
20/4/2011	18:35	Cloudy	Middle	2.0	21.97	21.97	21.97	7.90	7.90	7.90	32.21	32.21	32.21	66.2	64.6	66.7	4.80	4.69	4.84	5.85	6.18	5.90	10	9.00
	18:37		Middle	2.0	21.97	21.97		7.90	7.90		32.21	32.21		68.5	67.3		4.97	4.88		5.95	5.63		8	
22/4/2011	23:57	Cloudy	Middle	2.0	22.32	22.32	22.31	8.00	8.00	8.00	31.64	31.64	31.64	62.1	62.1	59.7	5.33	5.33	5.17	3.33	3.41	3.50	8	9.00
	23:58		Middle	2.0	22.29	22.32		8.00	8.00		31.64	31.64		59.0	55.7		5.11	4.89		3.64	3.63		10	
27/4/2011	4:27	Cloudy	Middle	2.0	23.70	23.70	23.70	7.77	7.77	7.77	31.26	31.26	31.26	82.7	80.0	81.4	5.85	5.66	5.76	3.08	3.34	3.24	9	8.50
	4:28		Middle	2.0	23.70	23.70		7.77	7.77		31.26	31.26		80.0	82.9		5.66	5.86		3.01	3.52		8	



**Water Monitoring Result at WSD9 - Tai Wan
Mid-Ebb Tide**

Date	Time	Weather Condition	Sampling Depth		Water Temperature		pH		Salinity		DO Saturation		DO		Turbidity		Suspended Solids							
					°C		-		ppt		%		mg/L		NTU		mg/L							
			m	Value	Average	Value	Average	Value	Average	Value	Average	Value	Average	Value	Average	Value	Average	Value	Average					
29/3/2011	19:28	Cloudy	Middle	2.5	18.04	18.04	18.04	8.00	8.00	8.00	32.24	32.24	32.24	83.5	88.3	84.3	6.62	6.68	6.55	3.32	3.57	3.17	4	4.00
	19:31		Middle	2.5	18.04	18.04		8.00	8.00		32.24	32.24		83.2	82.1		6.49	6.40		2.92	2.88		4	
31/3/2011	9:10	Cloudy	Middle	2.0	17.50	17.50	17.45	7.91	7.91	7.91	33.20	33.20	33.21	85.3	84.5	85.2	6.69	6.63	6.69	2.73	2.72	2.64	5	4.00
	9:15		Middle	2.0	17.40	17.40		7.91	7.91		33.21	33.21		85.9	85.0		6.75	6.68		2.56	2.53		3	
2/4/2011	9:44	Fine	Middle	2.5	19.00	19.00	19.10	7.94	7.94	7.92	33.19	33.19	33.15	83.3	82.6	83.4	6.31	6.25	6.30	3.24	3.32	3.15	4	4.50
	9:48		Middle	2.5	19.20	19.20		7.90	7.90		33.11	33.11		84.0	83.5		6.33	6.29		3.12	2.91		5	
4/4/2011	11:25	Cloudy	Middle	2.5	18.70	18.70	18.60	7.98	7.98	7.97	33.13	33.13	33.14	79.3	80.1	80.0	6.10	6.16	6.16	3.79	3.49	3.65	6	5.00
	11:30		Middle	2.5	18.50	18.50		7.95	7.95		33.15	33.15		81.0	79.7		6.23	6.13		3.78	3.52		4	
6/4/2011	12:05	Fine	Middle	2.5	18.70	18.70	18.70	7.96	7.96	7.96	33.44	33.44	33.45	87.0	86.4	86.6	6.64	6.62	6.62	3.29	3.37	3.33	10	7.00
	12:10		Middle	2.5	18.70	18.70		7.96	7.96		33.45	33.45		86.8	86.0		6.63	6.59		3.37	3.30		4	
8/4/2011	15:25	Cloudy	Middle	2.5	20.61	20.61	20.55	7.50	7.50	7.50	32.52	32.52	32.52	81.7	81.9	82.8	6.07	6.09	6.16	1.87	1.59	1.64	3	3.50
	15:30		Middle	2.5	20.49	20.49		7.50	7.50		32.52	32.52		83.6	83.9		6.22	6.24		1.53	1.57		4	
11/4/2011	20:00	Sunny	Middle	2.0	21.42	21.42	21.42	8.00	8.00	8.00	32.09	32.09	32.09	81.0	80.4	81.2	5.93	5.90	5.95	1.68	2.06	1.86	3	5.00
	20:02		Middle	2.0	21.42	21.42		8.00	8.00		32.09	32.09		79.1	84.2		5.79	6.16		1.69	2.01		7	
13/4/2011	21:47	Cloudy	Middle	2.0	21.50	21.51	21.50	8.00	8.00	8.00	32.55	32.55	32.55	73.9	67.6	70.7	5.39	4.93	5.15	2.56	2.06	2.32	3	2.50
	21:49		Middle	2.0	21.50	21.50		8.00	8.00		32.55	32.55		70.3	70.8		5.12	5.16		2.15	2.49		2	
15/4/2011	20:06	Cloudy	Middle	2.0	23.08	23.08	23.08	8.10	8.10	8.10	32.63	32.63	32.57	81.5	80.5	80.7	5.79	5.71	5.73	1.49	1.34	1.39	4	3.50
	20:08		Middle	2.0	23.08	23.08		8.10	8.10		32.51	32.51		80.4	80.4		5.71	5.70		1.20	1.51		3	
18/4/2011	12:23	Cloudy	Middle	2.5	23.00	23.00	23.15	7.95	7.95	7.94	32.71	32.71	32.69	86.9	85.5	86.4	6.15	6.05	6.12	1.96	1.71	1.78	7	6.50
	12:28		Middle	2.5	23.30	23.30		7.92	7.92		32.67	32.67		87.4	85.8		6.17	6.09		1.71	1.74		6	
20/4/2011	12:19	Cloudy	Middle	3.0	21.80	21.80	21.80	7.94	7.94	7.94	33.24	33.24	33.23	87.6	86.3	87.2	6.33	6.24	6.30	2.54	2.47	2.54	6	6.00
	12:25		Middle	3.0	21.80	21.80		7.94	7.94		33.21	33.21		88.0	86.8		6.36	6.27		2.64	2.51		6	
22/4/2011	13:16	Sunny	Middle	2.0	23.52	23.52	23.52	7.80	7.80	7.80	32.34	32.34	32.34	61.4	60.0	60.1	4.34	4.24	4.23	3.03	2.81	3.16	5	5.00
	13:18		Middle	2.0	23.52	23.52		7.80	7.80		32.34	32.34		58.5	60.6		4.13	4.21		3.64	3.14		5	
26/4/2011	17:08	Cloudy	Middle	2.5	23.70	23.70	23.71	8.00	8.00	8.00	32.36	32.36	32.36	63.3	63.3	63.4	4.41	4.41	4.43	2.75	2.74	2.70	6	7.00
	17:10		Middle	2.5	23.71	23.71		8.00	8.00		32.36	32.36		63.5	63.5		4.45	4.45		2.76	2.55		8	



**Water Monitoring Result at WSD10 - Cha Kwo Ling
Mid-Ebb Tide**

Date	Time	Weather Condition	Sampling Depth		Water Temperature			pH			Salinity		DO Saturation		DO		Turbidity		Suspended Solids					
					°C		-		ppt		%		mg/L		NTU		mg/L							
			m	Value	Average	Value	Average	Value	Average	Value	Average	Value	Average	Value	Average	Value	Average	Value	Average					
29/3/2011	18:37	Cloudy	Middle	2.5	18.05	18.05	18.05	8.00	8.00	8.00	31.83	31.83	31.83	85.8	86.3	86.3	6.71	6.75	6.75	4.65	3.86	3.98	5	6.00
	18:39		Middle	2.5	18.05	18.05		8.00	8.00		31.83	31.83		85.3	87.6		6.67	6.85		3.79	3.63		7	
31/3/2011	9:45	Cloudy	Middle	2.5	17.40	17.40	17.30	8.02	8.02	8.02	33.31	33.31	33.34	87.9	87.0	87.4	6.92	6.87	6.90	2.99	2.84	2.81	5	4.50
	9:49		Middle	2.5	17.20	17.20		8.02	8.02		33.37	33.37		87.6	86.9		6.93	6.87		2.68	2.73		4	
2/4/2011	10:18	Fine	Middle	2.5	18.70	18.70	18.80	7.92	7.92	7.92	33.24	33.24	33.25	83.4	82.4	83.1	6.39	6.29	6.35	5.31	4.31	4.47	9	8.00
	10:22		Middle	2.5	18.90	18.90		7.92	7.92		33.26	33.26		83.8	82.6		6.42	6.30		4.18	4.06		7	
4/4/2011	11:56	Cloudy	Middle	2.5	18.80	18.80	18.75	7.88	7.88	7.89	33.23	33.23	33.26	84.3	83.5	84.1	6.45	6.39	6.44	4.55	4.53	4.38	6	6.00
	12:00		Middle	2.5	18.70	18.70		7.90	7.90		33.29	33.29		84.8	83.6		6.50	6.40		4.05	4.38		6	
6/4/2011	12:34	Fine	Middle	2.5	18.20	18.20	18.20	7.93	7.93	7.94	33.54	33.54	33.51	85.5	85.0	85.3	6.59	6.53	6.58	3.71	3.60	3.65	7	6.50
	12:38		Middle	2.5	18.20	18.20		7.94	7.94		33.48	33.48		85.9	84.9		6.63	6.55		3.42	3.87		6	
8/4/2011	14:50	Cloudy	Middle	2.5	20.03	20.03	20.18	8.00	8.00	8.00	32.42	32.42	32.43	82.7	82.6	83.6	6.18	6.16	6.24	1.98	1.97	1.96	4	4.00
	14:55		Middle	2.5	20.33	20.33		8.00	8.00		32.44	32.44		83.8	85.2		6.25	6.36		1.96	1.94		4	
11/4/2011	21:22	Sunny	Middle	2.0	21.57	21.57	21.57	8.00	8.00	8.03	31.87	31.87	31.87	82.3	82.9	81.3	6.01	6.06	5.94	2.94	2.24	2.55	6	6.50
	21:23		Middle	2.0	21.57	21.57		8.00	8.10		31.87	31.87		82.3	77.8		6.00	5.68		2.57	2.43		7	
13/4/2011	23:14	Cloudy	Middle	2.0	21.28	21.28	21.28	8.10	8.10	8.10	32.64	32.64	32.64	80.8	73.0	74.9	5.91	5.34	5.48	3.13	2.77	2.86	4	5.00
	23:15		Middle	2.0	21.28	21.28		8.10	8.10		32.64	32.64		72.9	73.0		5.33	5.35		2.81	2.72		6	
15/4/2011	19:35	Cloudy	Middle	2.0	23.45	23.45	23.45	8.10	8.10	8.10	32.57	32.57	32.57	80.9	80.9	80.9	5.71	5.71	5.71	3.00	2.43	2.53	5	4.00
	19:36		Middle	2.0	23.45	23.45		8.10	8.10		32.57	32.57		80.9	80.9		5.71	5.71		2.32	2.36		3	
18/4/2011	11:53	Cloudy	Middle	2.5	22.40	22.40	22.60	7.98	7.98	7.98	33.38	33.38	33.33	90.8	89.4	89.8	6.47	6.36	6.39	2.94	2.81	2.77	10	9.00
	11:57		Middle	2.5	22.80	22.80		7.98	7.98		33.27	33.27		90.4	88.6		6.42	6.30		2.54	2.77		8	
20/4/2011	11:45	Cloudy	Middle	3.0	22.00	22.00	22.10	7.99	7.99	7.98	33.45	33.45	33.44	89.4	87.0	88.3	6.43	6.26	6.35	4.85	4.22	4.38	13	12.00
	11:49		Middle	3.0	22.20	22.20		7.97	7.97		33.42	33.42		89.2	87.4		6.41	6.28		3.95	4.50		11	
22/4/2011	12:35	Sunny	Middle	2.0	23.93	23.93	23.93	7.70	7.70	7.70	32.34	32.34	32.34	63.5	63.5	61.3	4.41	4.41	4.24	3.75	3.70	3.64	6	6.00
	12:37		Middle	2.0	23.93	23.93		7.70	7.70		32.34	32.34		60.1	58.2		4.10	4.05		3.52	3.58		6	
26/4/2011	16:36	Cloudy	Middle	2.5	25.29	25.29	25.29	7.80	7.80	7.80	32.08	32.07	32.08	60.3	60.3	62.4	4.01	4.06	4.07	7.08	6.76	6.65	11	11.50
	16:38		Middle	2.5	25.29	25.29		7.80	7.80		32.08	32.08		67.1	62.0		4.10	4.12		6.46	6.30		12	



**Water Monitoring Result at WSD15 - Sai Wan Ho
Mid-Ebb Tide**

Date	Time	Weather Condition	Sampling Depth		Water Temperature		pH			Salinity		DO Saturation		DO		Turbidity		Suspended Solids						
					°C		-		ppt		%		mg/L		NTU		mg/L							
			m		Value	Average	Value	Average	Value	Average	Value	Average	Value	Average	Value	Average	Value	Average	Value	Average				
29/3/2011	21:50	Cloudy	Middle	3	18.09	18.09	18.09	8.10	8.10	8.10	31.86	31.86	31.86	81.7	84.8	84.3	6.39	6.63	6.59	2.84	2.77	2.72	4	4.00
	21:53		Middle	3	18.09	18.09		8.10	8.10		31.86	31.86		83.8	86.8		6.55	6.78		2.79	2.47		4	
31/3/2011	10:07	Cloudy	Middle	3	17.60	17.60	17.50	7.96	7.96	7.97	33.38	33.38	33.43	85.6	85.1	85.5	6.70	6.66	6.69	4.17	4.23	4.07	7	7.50
	10:11		Middle	3	17.40	17.40		7.97	7.97		33.48	33.48		86.0	85.3		6.74	6.64		4.04	3.83		8	
2/4/2011	10:45	Fine	Middle	3	18.80	18.90	18.98	7.98	7.98	7.98	33.56	33.56	33.51	86.5	84.6	86.0	6.56	6.41	6.52	3.95	3.76	3.81	9	9.50
	10:49		Middle	3	19.10	19.10		7.98	7.98		33.45	33.45		87.1	85.9		6.60	6.50		3.69	3.84		10	
4/4/2011	12:18	Cloudy	Middle	3	18.70	18.70	18.60	7.93	7.93	7.92	33.35	33.35	33.36	78.7	77.9	78.5	6.03	5.97	6.01	6.46	6.14	6.05	7	8.00
	12:22		Middle	3	18.50	18.50		7.91	7.91		33.36	33.36		79.0	78.2		6.05	6.00		5.47	6.12		9	
6/4/2011	13:00	Fine	Middle	3	18.70	18.70	18.80	7.92	7.92	7.93	33.52	33.52	33.52	85.9	85.2	85.8	6.54	6.49	6.53	3.89	3.60	3.71	6	6.00
	13:04		Middle	3	18.90	18.90		7.94	7.94		33.51	33.51		86.5	85.5		6.57	6.50		3.61	3.74		6	
8/4/2011	14:28	Cloudy	Middle	3	21.03	21.03	20.98	8.00	8.00	8.00	32.57	32.57	32.61	89.4	90.4	87.9	6.59	6.66	6.48	3.01	2.99	2.94	7	6.00
	14:32		Middle	3	20.93	20.93		8.00	8.00		32.65	32.65		85.7	85.9		6.32	6.34		2.99	2.77		5	
11/4/2011	18:08	Sunny	Middle	3	22.01	22.01	22.01	8.10	8.10	8.10	32.31	32.31	32.31	81.7	76.8	79.0	5.91	5.56	5.69	8.19	8.54	8.22	20	19.50
	18:10		Middle	3	22.01	22.01		8.10	8.10		32.31	32.31		78.6	78.9		5.64	5.66		7.90	8.26		19	
13/4/2011	19:49	Cloudy	Middle	3	20.87	20.87	20.87	8.10	8.10	8.10	32.78	32.78	32.78	77.6	71.8	74.2	5.72	5.29	5.48	3.57	3.40	3.38	4	5.00
	19:51		Middle	3	20.87	20.87		8.10	8.10		32.78	32.78		70.3	77.1		5.18	5.72		3.25	3.29		6	
15/4/2011	23:40	Cloudy	Middle	3	22.78	22.78	22.78	8.10	8.10	8.10	32.40	32.40	32.40	73.6	73.4	73.4	5.25	5.23	5.23	2.55	2.18	2.15	4	3.50
	23:42		Middle	3	22.78	22.78		8.10	8.10		32.40	32.40		73.3	73.3		5.23	5.22		1.94	1.92		3	
18/4/2011	11:22	Cloudy	Middle	3	22.60	22.60	22.70	7.97	7.97	7.96	33.10	33.10	33.09	89.1	86.0	88.0	6.35	6.18	6.28	3.99	4.04	3.89	8	8.50
	11:27		Middle	3	22.80	22.80		7.95	7.95		33.08	33.08		89.4	87.5		6.36	6.22		3.86	3.67		9	
20/4/2011	11:10	Cloudy	Middle	3	21.60	21.60	21.65	7.98	7.98	7.97	33.60	33.60	33.59	89.3	86.9	88.4	6.46	6.29	6.40	4.81	4.16	4.18	14	15.00
	11:15		Middle	3	21.70	21.70		7.96	7.96		33.57	33.57		89.6	87.9		6.48	6.36		3.69	4.04		16	
22/4/2011	15:30	Sunny	Middle	3	24.13	24.13	24.13	7.90	7.90	7.90	32.24	32.24	32.24	56.2	60.0	57.6	3.94	4.10	4.01	3.13	3.17	3.14	7	8.00
	15:32		Middle	3	24.13	24.13		7.90	7.90		32.24	32.24		57.7	56.3		4.04	3.95		3.03	3.21		9	
26/4/2011	21:41	Cloudy	Middle	3	23.10	23.10	23.10	7.90	7.90	7.90	32.98	32.98	32.98	70.2	67.0	70.3	4.97	4.71	4.95	2.63	2.74	2.68	6	7.00
	21:42		Middle	3	23.10	23.10		7.90	7.90		32.98	32.98		71.0	73.0		4.95	5.16		2.71	2.65		8	



**Water Monitoring Result at WSD17 - Quarry Bay
Mid-Ebb Tide**

Date	Time	Weather Condition	Sampling Depth		Water Temperature		pH			Salinity			DO Saturation		DO		Turbidity		Suspended Solids					
			m		°C		-		ppt		%		mg/L		NTU		mg/L							
					Value	Average	Value	Average	Value	Average	Value	Average	Value	Average	Value	Average	Value	Average						
29/3/2011	21:23	Cloudy	Middle	3	18.11	18.11	18.11	8.10	8.10	8.10	32.22	32.22	32.22	87.9	88.5	86.4	6.85	6.90	6.74	4.68	4.49	4.45	6	6.50
	21:25		Middle	3	18.11	18.11		8.10	8.10		32.22	32.22		83.6	85.6		6.52	6.68		4.41	4.23		7	
31/3/2011	10:39	Cloudy	Middle	2	17.70	17.70	17.70	7.95	7.95	7.96	33.30	33.30	33.33	83.7	82.8	83.5	6.52	6.45	6.51	4.49	4.37	4.34	7	7.00
	10:43		Middle	2	17.70	17.70		7.96	7.96		33.35	33.35		84.2	83.4		6.56	6.49		4.23	4.25		7	
2/4/2011	11:08	Fine	Middle	2	19.40	19.40	19.45	7.89	7.89	7.89	33.16	33.16	33.16	83.2	82.8	83.0	6.40	6.37	6.39	5.60	5.31	5.21	8	8.00
	11:12		Middle	2	19.50	19.50		7.88	7.88		33.16	33.16		83.5	82.5		6.42	6.35		4.87	5.06		8	
4/4/2011	12:34	Cloudy	Middle	3	18.70	18.70	18.75	7.82	7.82	7.83	32.84	32.84	32.84	75.0	73.9	74.4	5.76	5.68	5.72	5.68	6.02	5.92	12	9.00
	12:37		Middle	3	18.80	18.80		7.84	7.84		32.84	32.84		74.5	74.0		5.73	5.69		6.14	5.82		6	
6/4/2011	13:23	Fine	Middle	3	18.60	18.60	18.65	7.92	7.92	7.93	33.44	33.44	33.46	84.0	82.3	83.3	6.45	6.31	6.40	6.04	5.40	5.71	10	10.50
	13:27		Middle	3	18.70	18.70		7.94	7.94		33.48	33.48		84.1	82.8		6.46	6.37		5.73	5.68		11	
8/4/2011	13:18	Cloudy	Middle	2	20.85	20.85	20.93	7.80	7.80	7.80	31.80	31.80	31.81	81.4	79.2	80.9	6.01	5.86	5.97	4.39	4.29	4.23	7	6.00
	13:22		Middle	2	21.00	21.01		7.80	7.80		31.82	31.82		81.8	81.0		6.04	5.96		4.09	4.14		5	
11/4/2011	17:49	Sunny	Middle	3	22.55	22.55	22.58	7.90	7.90	7.90	31.99	31.99	31.99	83.1	88.9	86.9	5.97	6.38	6.24	2.07	1.90	2.04	5	5.50
	17:51		Middle	3	22.61	22.61		7.90	7.90		31.99	31.99		89.4	86.2		6.42	6.20		2.10	2.08		6	
13/4/2011	19:21	Cloudy	Middle	3	21.19	21.19	21.20	8.00	8.00	8.00	32.64	32.64	32.64	66.8	65.5	67.0	4.90	4.81	4.92	3.59	2.99	3.19	3	3.50
	19:23		Middle	3	21.20	21.20		8.00	8.00		32.64	32.64		70.8	64.7		5.20	4.75		3.14	3.05		4	
15/4/2011	23:13	Cloudy	Middle	3	22.98	22.98	22.98	8.00	8.00	8.00	32.09	32.09	32.09	90.8	91.9	90.3	6.48	6.55	6.44	3.22	2.96	3.09	5	4.00
	23:15		Middle	3	22.98	22.98		8.00	8.00		32.09	32.09		91.6	87.0		6.53	6.21		3.31	2.86		3	
18/4/2011	10:52	Cloudy	Middle	2	22.10	22.10	22.20	8.03	8.03	8.01	33.28	33.28	33.25	82.2	80.8	81.9	5.90	5.79	5.87	4.54	4.63	4.47	11	10.00
	10:57		Middle	2	22.30	22.30		7.99	7.99		33.22	33.22		82.8	81.7		5.93	5.85		4.52	4.20		9	
20/4/2011	10:35	Cloudy	Middle	3	22.00	22.00	22.00	7.79	7.79	7.83	33.17	33.17	33.36	88.6	85.2	87.7	6.38	6.13	6.31	6.81	8.18	7.28	15	16.00
	10:40		Middle	3	22.00	22.00		7.87	7.87		33.54	33.54		89.0	87.8		6.40	6.32		7.05	7.09		17	
22/4/2011	14:58	Sunny	Middle	3	24.52	24.52	24.52	7.80	7.80	7.80	31.93	31.93	31.93	57.1	60.6	61.3	4.23	5.07	4.54	4.99	5.12	4.87	8	8.50
	15:02		Middle	3	24.52	24.52		7.80	7.80		31.93	31.93		66.5	61.1		4.62	4.25		4.63	4.73		9	
26/4/2011	21:10	Cloudy	Middle	3	23.10	23.10	23.10	7.87	7.87	7.87	32.60	32.60	32.60	70.5	70.2	69.7	4.98	4.98	4.91	4.66	4.35	4.66	8	8.00
	21:12		Middle	3	23.10	23.10		7.87	7.87		32.60	32.60		68.6	69.4		4.87	4.82		5.07	4.57		8	



**Water Monitoring Result at C8 - City Garden
Mid-Ebb Tide**

Date	Time	Weather Condition	Sampling Depth		Water Temperature		pH		Salinity		DO Saturation		DO		Turbidity		Suspended Solids							
					°C		-		ppt		%		mg/L		NTU		mg/L							
			m	Value	Average	Value	Average	Value	Average	Value	Average	Value	Average	Value	Average	Value	Average	Value	Average					
29/3/2011	20:42	Cloudy	Middle	2	18.09	18.09	18.09	7.80	7.80	7.80	31.65	31.65	31.65	72.9	69.8	71.5	5.70	4.46	5.24	5.66	5.79	5.95	10	11.00
	20:44		Middle	2	18.09	18.09		7.80	7.80		31.65	31.65		74.1	69.0		5.80	5.00		6.27	6.08		12	
31/3/2011	11:52	Cloudy	Middle	2	18.10	18.10	18.15	7.86	7.86	7.87	33.02	33.02	32.98	76.1	75.0	75.8	5.88	5.80	5.86	7.40	6.70	6.73	12	12.00
	11:55		Middle	2	18.20	18.20		7.87	7.87		32.94	32.94		76.4	75.6		5.91	5.84		6.57	6.26		12	
2/4/2011	12:28	Fine	Middle	2	19.90	19.90	20.05	7.83	7.83	7.82	32.04	32.04	32.02	70.0	69.0	69.7	5.23	5.15	5.20	11.30	10.10	10.48	11	10.50
	12:31		Middle	2	20.20	20.20		7.80	7.80		31.99	31.99		70.3	69.6		5.23	5.18		10.10	10.40		10	
4/4/2011	13:54	Cloudy	Middle	2	19.10	19.10	19.00	7.70	7.70	7.70	32.08	32.08	32.08	67.6	66.9	67.7	5.19	5.14	5.20	12.50	12.90	<u>12.83</u>	12	12.00
	13:59		Middle	2	18.90	18.90		7.70	7.70		32.08	32.08		68.9	67.3		5.30	5.17		13.50	12.40		12	
6/4/2011	14:44	Fine	Middle	2	19.80	19.80	19.90	7.80	7.80	7.80	32.67	32.67	32.61	74.7	74.3	74.6	5.58	5.55	5.56	8.02	7.60	7.53	12	11.00
	14:48		Middle	2	20.00	20.00		7.80	7.80		32.55	32.55		75.3	74.0		5.61	5.51		7.40	7.09		10	
8/4/2011	12:38	Cloudy	Middle	2	22.20	22.20	22.19	7.50	7.50	7.50	31.80	31.80	31.81	94.7	93.3	93.4	6.87	6.77	6.77	6.57	6.04	6.13	6	6.00
	12:41		Middle	2	22.17	22.17		7.50	7.50		31.81	31.81		92.9	92.6		6.74	6.71		5.92	5.97		6	
11/4/2011	17:00	Sunny	Middle	2	22.06	22.06	22.08	7.90	7.90	7.90	31.57	31.57	31.57	82.7	85.9	82.9	5.97	6.22	6.00	3.00	3.04	2.94	6	7.00
	17:02		Middle	2	22.10	22.10		7.90	7.90		31.57	31.57		84.6	78.2		6.13	5.66		2.87	2.86		8	
13/4/2011	18:48	Cloudy	Middle	2	21.38	21.38	21.38	8.00	8.00	8.00	32.42	32.42	32.42	81.1	79.5	81.7	5.94	5.83	5.99	2.10	2.03	2.00	4	4.00
	18:50		Middle	2	21.38	21.38		8.00	8.00		32.42	32.42		81.7	84.6		5.98	6.20		1.91	1.94		4	
15/4/2011	22:49	Cloudy	Middle	2	22.59	22.69	22.67	8.00	8.00	8.00	32.16	32.16	32.16	70.7	70.4	70.5	5.06	5.04	5.05	3.08	3.27	3.00	9	8.00
	22:50		Middle	2	22.69	22.69		8.00	8.00		32.16	32.16		70.4	70.4		5.04	5.04		2.86	2.77		7	
18/4/2011	10:25	Cloudy	Middle	2	22.10	22.10	22.25	7.88	7.88	7.89	32.89	32.89	32.88	77.5	76.5	77.0	5.56	5.49	5.52	4.47	4.03	4.16	9	9.00
	10:30		Middle	2	22.40	22.40		7.89	7.89		32.86	32.86		77.7	76.2		5.57	5.47		4.12	4.01		9	
20/4/2011	15:25	Cloudy	Middle	2	22.30	22.30	22.35	7.88	7.88	7.88	32.69	32.69	32.69	75.0	72.3	74.3	5.41	5.19	5.36	6.08	5.14	5.32	13	13.00
	15:30		Middle	2	22.40	22.40		7.88	7.88		32.68	32.68		75.5	74.5		5.45	5.37		5.02	5.05		13	
22/4/2011	17:44	Sunny	Middle	2	23.89	23.89	23.88	7.90	7.90	7.90	31.63	31.63	31.63	57.5	58.2	58.0	4.05	4.01	4.02	5.52	5.47	5.42	10	11.00
	17:45		Middle	2	23.86	23.86		7.90	7.90		31.63	31.63		58.2	58.2		4.01	4.01		5.29	5.38		12	
26/4/2011	20:42	Cloudy	Middle	2	23.10	23.10	23.10	7.76	7.76	7.76	32.45	32.45	32.45	61.5	65.2	62.7	4.36	4.63	4.45	5.54	5.07	5.18	9	9.50
	20:45		Middle	2	23.10	23.10		7.76	7.76		32.45	32.45		62.8	61.4		4.46	4.36		5.07	5.02		10	



**Water Monitoring Result at C6 - Excelsior Hotel
Mid-Ebb Tide**

Date	Time	Weather Condition	Sampling Depth		Water Temperature		pH			Salinity		DO Saturation		DO		Turbidity		Suspended Solids						
					°C		-		ppt		%		mg/L		NTU		mg/L							
			m		Value	Average	Value	Average	Value	Average	Value	Average	Value	Average	Value	Average	Value	Average	Value	Average				
29/3/2011	20:01	Cloudy	Middle	2	18.23	18.23	18.23	7.90	7.90	7.90	31.48	31.48	31.48	61.9	59.0	61.7	4.83	4.61	4.82	3.98	3.89	4.08	6	7.00
	20:03		Middle	2	18.23	18.23		7.90	7.90		31.48	31.48		66.4	59.6		5.19	4.66		4.42	4.01		8	
31/3/2011	11:23	Cloudy	Middle	2	18.20	18.20	18.25	7.67	7.67	7.66	32.39	32.39	32.37	52.6	52.2	52.6	4.05	4.01	4.05	3.62	3.31	3.33	7	6.50
	11:26		Middle	2	18.30	18.30		7.65	7.65		32.35	32.35		53.0	52.6		4.08	4.04		3.25	3.15		6	
2/4/2011	11:47	Fine	Middle	2	20.10	20.10	19.95	7.73	7.73	7.73	32.24	32.24	32.24	50.3	50.8	51.0	3.70	3.73	3.75	3.33	2.92	2.97	4	3.50
	11:50		Middle	2	19.80	19.80		7.72	7.72		32.24	32.24		51.3	51.4		3.77	3.78		2.82	2.82		3	
4/4/2011	13:18	Cloudy	Middle	2	19.00	19.00	18.90	7.58	7.58	7.57	32.24	32.24	32.21	42.8	41.8	42.8	3.30	3.22	3.30	2.22	2.16	2.19	4	3.50
	13:21		Middle	2	18.80	18.80		7.55	7.55		32.18	32.18		43.6	42.9		3.37	3.32		2.17	2.20		3	
6/4/2011	14:16	Fine	Middle	2	19.90	19.90	19.85	7.65	7.65	7.65	32.24	32.24	32.22	55.6	54.5	55.0	4.16	4.11	4.14	2.32	2.18	2.22	2	2.50
	14:20		Middle	2	19.80	19.80		7.64	7.64		32.19	32.19		55.6	54.4		4.19	4.10		2.19	2.20		3	
8/4/2011	12:02	Cloudy	Middle	2	23.02	23.02	22.87	7.30	7.30	7.35	31.55	31.55	31.53	68.9	67.4	68.0	4.97	4.85	4.90	2.32	2.31	2.31	4	3.50
	12:05		Middle	2	22.71	22.71		7.40	7.40		31.50	31.50		68.8	67.0		4.97	4.82		2.42	2.19		3	
11/4/2011	16:22	Sunny	Middle	2	23.42	23.42	23.42	7.80	7.80	7.80	31.36	31.36	31.36	78.1	76.3	76.4	5.55	5.42	5.43	1.36	1.44	1.52	6	5.50
	16:26		Middle	2	23.42	23.42		7.80	7.80		31.36	31.36		75.6	75.5		5.37	5.37		1.69	1.58		5	
13/4/2011	18:13	Cloudy	Middle	2	21.88	21.89	21.88	7.90	7.90	7.90	31.65	31.65	31.65	68.3	66.1	69.2	4.88	4.81	5.01	3.00	2.97	2.95	4	4.00
	18:14		Middle	2	21.88	21.88		7.90	7.90		31.65	31.65		71.3	70.9		5.18	5.16		2.83	2.98		4	
15/4/2011	21:51	Cloudy	Middle	2	22.94	22.94	22.94	7.80	7.80	7.80	31.44	31.44	31.44	52.6	52.2	52.2	3.77	3.74	3.74	1.41	1.52	1.45	3	3.00
	21:53		Middle	2	22.94	22.94		7.80	7.80		31.44	31.44		52.0	52.0		3.73	3.72		1.52	1.34		3	
18/4/2011	9:55	Cloudy	Middle	2	22.70	22.70	22.75	7.65	7.65	7.65	30.99	30.99	30.98	58.9	57.8	58.5	4.24	4.16	4.21	2.58	2.58	2.53	2	2.50
	10:00		Middle	2	22.80	22.80		7.65	7.65		30.97	30.97		59.3	58.1		4.26	4.18		2.45	2.52		3	
20/4/2011	14:44	Cloudy	Middle	2	22.40	22.40	22.40	7.63	7.63	7.62	31.77	31.77	31.79	52.4	51.5	52.5	3.79	3.72	3.79	1.67	1.49	1.50	6	5.50
	14:49		Middle	2	22.40	22.40		7.61	7.61		31.81	31.81		53.7	52.4		3.88	3.78		1.46	1.39		5	
22/4/2011	17:09	Sunny	Middle	2	24.21	24.21	24.21	7.70	7.70	7.70	30.60	30.60	30.60	65.4	66.0	64.8	4.60	4.66	4.56	1.34	1.42	1.50	3	2.50
	17:10		Middle	2	24.21	24.21		7.70	7.70		30.60	30.60		65.4	62.4		4.60	4.39		1.61	1.63		2	
26/4/2011	20:05	Cloudy	Middle	2	23.20	23.20	23.20	7.57	7.57	7.57	31.68	31.68	31.68	69.9	64.6	65.4	4.97	4.60	4.68	1.04	1.12	1.08	<2	<2
	20:06		Middle	2	23.20	23.20		7.57	7.57		31.68	31.68		63.4	63.5		4.58	4.58		1.08	1.08		<2	



**Water Monitoring Result at C1 - HKCEC
Mid-Ebb Tide**

Date	Time	Weather Condition	Sampling Depth		Water Temperature		pH			Salinity		DO Saturation		DO		Turbidity		Suspended Solids						
					°C		-		ppt		%		mg/L		NTU		mg/L							
			m	Value	Average	Value	Average	Value	Average	Value	Average	Value	Average	Value	Average	Value	Average	Value	Average					
29/3/2011	20:33	Cloudy	Middle	2.0	18.20	18.20	18.20	7.87	7.87	7.87	32.80	32.80	32.80	88.5	88.4	88.2	6.90	6.89	6.87	3.00	3.10	2.93	3	3.50
	20:35		Middle	2.0	18.20	18.20		7.87	7.88		32.80	32.80		87.9	87.8		6.84	6.83		2.85	2.76		4	
31/3/2011	10:45	Cloudy	Middle	2.5	18.20	18.20	18.15	7.90	7.90	7.90	32.90	32.90	32.85	89.5	89.3	89.1	7.10	7.09	7.00	3.52	3.10	3.09	4	5.00
	10:48		Middle	2.5	18.10	18.10		7.89	7.89		32.80	32.80		89.5	88.1		6.91	6.89		3.12	2.60		6	
2/4/2011	12:50	Fine	Middle	2.5	20.40	20.40	20.35	7.79	7.79	7.79	32.40	32.40	32.35	86.4	85.6	85.1	6.47	6.43	6.40	2.97	3.05	3.03	7	8.00
	12:53		Middle	2.5	20.30	20.30		7.78	7.78		32.30	32.30		84.5	84.0		6.41	6.29		2.83	3.27		9	
4/4/2011	11:26	Cloudy	Middle	2.5	19.20	19.20	19.20	7.79	7.79	7.80	32.70	32.70	32.75	88.8	86.3	86.4	6.78	6.60	6.61	3.49	4.00	3.60	5	4.50
	11:29		Middle	2.5	19.20	19.20		7.80	7.80		32.80	32.80		85.5	85.0		6.53	6.51		3.38	3.53		4	
6/4/2011	13:46	Fine	Middle	2.5	19.50	19.50	19.45	7.91	7.91	7.91	33.00	33.00	32.95	99.7	99.5	97.7	7.54	7.74	7.38	2.69	2.61	2.84	6	7.00
	13:49		Middle	2.5	19.40	19.40		7.90	7.90		32.90	32.90		95.8	95.9		7.12	7.10		2.80	3.25		8	
8/4/2011	13:40	Cloudy	Middle	2.5	21.20	21.20	21.15	7.84	7.84	7.84	32.70	32.70	32.65	95.2	94.6	94.6	6.78	6.62	6.63	1.93	2.03	1.96	4	4.50
	13:43		Middle	2.5	21.10	21.10		7.83	7.83		32.60	32.60		94.3	94.1		6.58	6.52		1.81	2.05		5	
11/4/2011	16:30	Sunny	Middle	2.5	22.00	22.00	21.95	7.86	7.86	7.86	32.40	32.40	32.35	99.3	99.2	99.5	7.23	7.22	7.25	1.82	1.57	1.54	6	5.00
	16:33		Middle	2.5	21.90	21.90		7.85	7.85		32.30	32.30		99.8	99.7		7.30	7.25		1.46	1.32		4	
13/4/2011	20:48	Cloudy	Middle	2.0	21.10	21.10	21.10	7.94	7.94	7.94	33.10	33.10	33.10	87.3	87.2	87.2	6.45	6.44	6.44	3.04	2.96	2.89	6	5.50
	20:49		Middle	2.0	21.10	21.10		7.94	7.94		33.10	33.10		87.1	87.0		6.43	6.44		3.00	2.57		5	
15/4/2011	20:24	Cloudy	Middle	2.0	22.31	22.31	22.31	8.00	8.00	8.00	32.11	32.11	32.11	73.7	73.5	73.2	5.32	5.31	5.29	3.22	2.97	3.21	9	8.00
	20:25		Middle	2.0	22.31	22.31		8.00	8.00		32.11	32.11		72.8	72.8		5.28	5.25		3.51	3.15		7	
18/4/2011	11:55	Cloudy	Middle	2.5	23.20	23.20	23.15	8.02	8.02	8.03	32.10	32.10	32.15	93.5	83.8	91.4	6.65	6.67	6.66	3.64	3.69	3.53	8	7.00
	11:58		Middle	2.5	23.10	23.10		8.03	8.03		32.20	32.20		93.7	94.5		6.64	6.68		3.38	3.41		6	
20/4/2011	11:35	Cloudy	Middle	2.5	22.20	22.20	22.25	8.03	8.03	8.03	33.00	33.00	33.05	88.4	88.0	87.9	6.42	6.39	6.38	7.58	7.49	7.39	10	11.00
	11:38		Middle	2.5	22.30	22.30		8.02	8.02		33.10	33.10		87.7	87.5		6.35	6.34		7.40	7.08		12	
22/4/2011	14:06	Sunny	Middle	2.5	24.30	24.30	24.30	7.91	7.91	7.92	32.60	32.60	32.50	91.5	92.0	92.3	6.57	6.58	6.57	4.47	4.62	4.55	12	11.00
	14:07		Middle	2.5	24.30	24.30		7.92	7.92		32.40	32.40		92.4	93.1		6.63	6.51		4.36	4.73		10	
26/4/2011	18:17	Cloudy	Middle	2.0	23.60	23.60	23.60	7.87	7.87	7.87	32.60	32.60	32.60	89.9	89.8	89.7	6.23	6.22	6.22	4.70	4.26	4.37	5	5.50
	18:18		Middle	2.0	23.60	23.60		7.87	7.87		32.60	32.60		89.6	89.4		6.21	6.20		4.46	4.07		6	



**Water Monitoring Result at C2 - TH / APA / SOC
Mid-Ebb Tide**

Date	Time	Weather Condition	Sampling Depth		Water Temperature		pH		Salinity		DO Saturation		DO		Turbidity		Suspended Solids							
			m		°C		-		ppt		%		mg/L		NTU		mg/L							
					Value	Average	Value	Average	Value	Average	Value	Average	Value	Average	Value	Average	Value	Average						
29/3/2011	22:50	Cloudy	Middle	2.0	17.80	17.80	17.80	7.90	7.90	7.91	32.07	32.07	32.07	84.5	82.6	81.5	6.62	6.47	6.38	2.76	2.41	2.62	4	4.00
	22:51		Middle	2.0	17.80	17.80		7.92	7.92		32.07	32.07		80.1	78.6		6.27	6.15		2.54	2.76		4	
31/3/2011	10:30	Cloudy	Middle	2.0	18.70	18.70	18.65	7.31	7.31	7.31	32.70	32.70	32.65	84.3	83.6	83.6	6.58	6.51	6.50	4.12	3.90	3.92	7	6.50
	10:33		Middle	2.0	18.60	18.60		7.30	7.30		32.60	32.60		83.2	83.1		6.49	6.40		3.82	3.85		6	
2/4/2011	12:35	Fine	Middle	1.5	20.00	20.00	19.95	7.30	7.30	7.30	32.50	32.50	32.45	92.6	92.3	92.3	6.94	6.92	6.95	2.74	2.64	2.67	5	5.00
	12:38		Middle	1.5	19.90	19.90		7.29	7.29		32.40	32.40		92.2	92.1		6.93	6.99		2.75	2.53		5	
4/4/2011	11:10	Cloudy	Middle	2.0	19.50	19.50	19.45	7.78	7.78	7.79	32.60	32.60	32.55	78.1	77.8	77.8	5.94	5.93	5.92	3.92	3.60	3.45	6	5.00
	11:13		Middle	2.0	19.40	19.40		7.79	7.79		32.50	32.50		77.7	77.4		5.91	5.90		3.17	3.12		4	
6/4/2011	13:35	Fine	Middle	2.0	19.50	19.50	19.45	7.72	7.72	7.72	32.90	32.90	32.85	92.4	92.5	92.3	7.00	7.01	6.99	3.79	4.13	4.01	6	6.00
	13:38		Middle	2.0	19.40	19.40		7.71	7.71		32.80	32.80		92.2	92.0		6.98	6.97		3.94	4.17		6	
8/4/2011	13:14	Cloudy	Middle	2.5	21.00	21.00	20.95	7.41	7.41	7.41	32.80	32.80	32.75	90.6	90.5	91.0	6.72	6.74	6.74	2.05	2.67	2.29	7	6.00
	13:17		Middle	2.5	20.90	20.90		7.40	7.40		32.70	32.70		91.2	91.5		6.75	6.74		2.33	2.12		5	
11/4/2011	16:15	Sunny	Middle	1.5	22.00	22.00	21.95	7.88	7.88	7.88	32.50	32.50	32.45	96.7	95.8	95.8	6.96	6.92	6.91	1.61	1.73	1.66	6	6.00
	16:18		Middle	1.5	21.90	21.90		7.87	7.87		32.40	32.40		95.5	95.3		6.88	6.86		1.59	1.69		6	
13/4/2011	20:30	Cloudy	Middle	2.0	21.10	21.10	21.10	7.93	7.93	7.94	33.20	33.20	33.15	89.9	89.8	89.8	6.57	6.58	6.57	3.00	3.30	2.94	5	4.50
	20:31		Middle	2.0	21.10	21.10		7.94	7.94		33.10	33.10		89.7	89.6		6.56	6.55		2.75	2.70		4	
15/4/2011	23:10	Cloudy	Middle	2.0	22.44	22.44	22.43	8.00	8.00	8.00	32.18	32.18	32.18	71.9	71.9	71.9	5.17	5.17	5.17	3.12	3.14	2.93	6	5.00
	23:11		Middle	2.0	22.42	22.42		8.00	8.00		32.18	32.18		71.8	71.8		5.16	5.16		2.79	2.65		4	
18/4/2011	11:43	Cloudy	Middle	1.5	22.50	22.50	22.45	7.99	7.99	7.99	32.30	32.30	32.25	87.1	87.7	87.1	6.22	6.25	6.22	3.76	3.84	3.69	8	7.00
	11:46		Middle	1.5	22.40	22.40		7.98	7.98		32.20	32.20		87.0	86.6		6.20	6.19		3.72	3.45		6	
20/4/2011	11:25	Cloudy	Middle	1.5	22.00	22.00	22.05	7.61	7.61	7.62	32.10	32.10	32.15	88.5	88.1	87.8	6.44	6.38	6.37	5.02	5.09	5.09	10	9.00
	11:28		Middle	1.5	22.10	22.10		7.62	7.62		32.20	32.20		87.5	87.2		6.36	6.30		5.11	5.12		8	
22/4/2011	15:58	Sunny	Middle	2.0	23.30	23.30	23.30	7.91	7.91	7.91	32.50	32.50	32.50	81.7	81.6	81.6	5.68	5.67	5.67	3.51	3.54	3.56	6	6.50
	15:59		Middle	2.0	23.30	23.30		7.91	7.92		32.50	32.50		81.5	81.4		5.66	5.65		3.64	3.55		7	
26/4/2011	20:34	Cloudy	Middle	2.0	23.20	23.20	23.20	7.81	7.81	7.81	32.50	32.50	32.50	85.5	85.4	85.2	5.96	5.94	5.93	3.11	2.87	2.90	4	4.50
	20:35		Middle	2.0	23.20	23.20		7.81	7.81		32.50	32.50		84.9	84.8		5.91	5.90		2.72	2.88		5	



**Water Monitoring Result at C3 - HKCEC Phase I
Mid-Ebb Tide**

Date	Time	Weather Condition	Sampling Depth		Water Temperature		pH			Salinity		DO Saturation		DO		Turbidity		Suspended Solids						
					°C		-		ppt		%		mg/L		NTU		mg/L							
			m		Value	Average	Value	Average	Value	Average	Value	Average	Value	Average	Value	Average	Value	Average	Value	Average				
29/3/2011	22:37	Cloudy	Middle	3.0	18.20	18.20	18.20	7.86	7.86	7.86	31.94	31.94	31.94	85.0	81.8	81.2	6.63	6.32	6.32	2.47	3.05	2.86	5	4.50
	22:39		Middle	3.0	18.20	18.20		7.86	7.86		31.94	31.94		78.9	79.1		6.15	6.16		3.19	2.71		4	
31/3/2011	11:55	Cloudy	Middle	2.5	18.00	18.00	17.95	7.94	7.94	7.94	32.90	32.90	32.85	77.7	77.5	77.5	6.09	6.08	6.07	14.50	15.50	14.80	20	19.50
	11:58		Middle	2.5	17.90	17.90		7.93	7.93		32.80	32.80		77.4	77.2		6.07	6.04		14.90	14.30		19	
2/4/2011	13:53	Fine	Middle	2.5	19.40	19.40	19.35	7.73	7.73	7.73	32.70	32.70	32.65	85.4	85.1	84.7	6.37	6.54	6.56	4.91	4.79	4.58	9	8.00
	13:56		Middle	2.5	19.30	19.30		7.72	7.72		32.60	32.60		84.0	84.1		6.91	6.41		4.42	4.18		7	
4/4/2011	13:10	Cloudy	Middle	2.5	19.00	19.00	19.05	7.79	7.79	7.80	32.70	32.70	32.75	86.6	86.1	86.0	6.62	6.60	6.58	8.54	8.01	8.11	9	9.50
	13:13		Middle	2.5	19.10	19.10		7.80	7.80		32.80	32.80		85.8	85.3		6.56	6.55		8.09	7.81		10	
6/4/2011	14:55	Fine	Middle	3.0	18.90	18.90	18.85	7.78	7.78	7.78	33.00	33.00	32.95	92.5	91.8	91.6	7.06	7.01	6.99	7.41	6.96	6.91	10	13.00
	14:58		Middle	3.0	18.80	18.80		7.77	7.77		32.90	32.90		91.2	90.9		6.97	6.92		6.85	6.40		16	
8/4/2011	15:00	Cloudy	Middle	2.5	20.20	20.20	20.15	7.79	7.79	7.79	32.80	32.80	32.75	87.9	89.3	89.0	6.57	6.55	6.55	2.86	2.28	2.35	5	4.50
	15:03		Middle	2.5	20.10	20.10		7.78	7.78		32.70	32.70		89.9	88.9		6.54	6.52		2.28	1.97		4	
11/4/2011	17:40	Sunny	Middle	2.5	21.60	21.60	21.55	7.72	7.72	7.72	32.60	32.60	32.55	90.0	89.3	89.3	6.38	6.61	6.51	2.60	2.29	2.32	4	5.00
	17:43		Middle	2.5	21.50	21.50		7.71	7.71		32.50	32.50		89.1	88.9		6.56	6.48		2.20	2.17		6	
13/4/2011	20:14	Cloudy	Middle	2.5	21.40	21.40	21.40	7.96	7.96	7.96	33.20	33.20	33.20	87.0	86.9	86.9	6.35	6.36	6.36	4.96	5.25	4.84	3	4.00
	20:15		Middle	2.5	21.40	21.40		7.96	7.97		33.20	33.20		86.8	86.7		6.37	6.36		4.46	4.67		5	
15/4/2011	22:47	Cloudy	Middle	2.5	22.79	22.79	22.79	7.90	7.90	7.90	32.12	32.12	32.12	68.7	68.8	68.8	4.92	4.92	4.92	5.97	6.05	5.84	11	10.50
	22:48		Middle	2.5	22.79	22.79		7.90	7.90		32.12	32.12		68.8	68.7		4.92	4.92		5.74	5.58		10	
18/4/2011	12:47	Cloudy	Middle	2.5	22.30	22.30	22.25	8.02	8.02	8.02	32.50	32.50	32.45	86.7	86.5	86.6	6.23	6.21	6.22	18.20	17.70	17.43	19	19.00
	12:50		Middle	2.5	22.20	22.20		8.01	8.01		32.40	32.40		86.6	86.4		6.23	6.20		15.80	18.00		19	
20/4/2011	12:30	Cloudy	Middle	3.0	21.60	21.60	21.65	8.02	8.02	8.03	32.90	32.90	32.85	86.6	86.3	86.3	6.35	6.33	6.32	7.44	7.40	7.28	14	14.00
	12:33		Middle	3.0	21.70	21.70		8.03	8.03		32.80	32.80		86.2	86.0		6.31	6.30		7.11	7.15		14	
22/4/2011	15:41	Sunny	Middle	3.0	22.80	22.80	22.80	7.93	7.93	7.94	32.70	32.70	32.70	80.1	80.0	79.9	5.62	5.61	5.60	7.16	6.64	6.44	7	7.50
	15:42		Middle	3.0	22.80	22.80		7.94	7.94		32.70	32.70		79.8	79.7		5.59	5.58		5.93	6.03		8	
26/4/2011	20:14	Cloudy	Middle	2.5	23.40	23.40	23.40	7.67	7.67	7.67	32.60	32.60	32.60	86.8	86.5	86.5	6.05	6.03	6.03	4.41	4.17	4.16	4	5.00
	20:15		Middle	2.5	23.40	23.40		7.67	7.67		32.60	32.60		86.3	86.2		6.02	6.01		3.98	4.08		6	



**Water Monitoring Result at C4e - WCT / GEC
Mid-Ebb Tide**

Date	Time	Weather Condition	Sampling Depth		Water Temperature		pH		Salinity		DO Saturation		DO		Turbidity		Suspended Solids							
					°C		-		ppt		%		mg/L		NTU		mg/L							
			m	Value	Average	Value	Average	Value	Average	Value	Average	Value	Average	Value	Average	Value	Average	Value	Average					
29/3/2011	22:02	Cloudy	Middle	2.0	18.00	18.00	18.00	7.94	7.94	7.93	31.95	31.95	31.95	82.0	81.5	80.4	6.41	6.38	6.29	5.20	5.65	5.66	8	8.00
	22:03		Middle	2.0	18.00	18.00		7.92	7.92		31.95	31.95		79.5	78.6		6.22	6.14		5.88	5.92		8	
31/3/2011	11:52	Cloudy	Middle	2.0	17.80	17.80	17.75	7.89	7.88	7.88	32.60	32.60	32.55	77.0	76.7	76.7	6.06	6.05	6.04	4.88	4.52	4.16	10	9.00
	11:55		Middle	2.0	17.70	17.70		7.87	7.87		32.50	32.50		76.7	76.5		6.03	6.02		3.35	3.89		8	
2/4/2011	13:35	Fine	Middle	1.5	18.90	18.90	18.85	7.80	7.80	7.80	32.70	32.70	32.65	84.0	83.9	83.7	6.45	6.39	6.37	3.19	3.03	2.96	6	5.50
	13:38		Middle	1.5	18.80	18.80		7.79	7.79		32.60	32.60		83.5	83.3		6.35	6.30		2.80	2.81		5	
4/4/2011	12:55	Cloudy	Middle	1.5	19.10	19.10	19.15	7.78	7.78	7.79	32.60	32.60	32.55	80.1	79.5	79.1	6.13	6.11	6.07	4.62	3.99	4.12	6	5.50
	12:58		Middle	1.5	19.20	19.20		7.79	7.79		32.50	32.50		78.7	78.2		6.03	6.01		3.92	3.93		5	
6/4/2011	14:47	Fine	Middle	1.5	18.80	18.80	18.75	7.85	7.85	7.85	32.90	32.90	32.85	86.5	86.1	86.0	6.57	6.55	6.54	2.01	2.10	1.88	6	5.50
	14:50		Middle	1.5	18.70	18.70		7.84	7.84		32.80	32.80		85.8	85.4		6.53	6.50		1.69	1.73		5	
8/4/2011	14:50	Cloudy	Middle	2.0	20.00	20.00	19.95	7.84	7.84	7.84	32.70	32.70	32.65	87.0	86.5	86.6	6.55	6.54	6.53	1.25	2.98	2.50	6	6.00
	14:53		Middle	2.0	19.90	19.90		7.83	7.83		32.60	32.60		86.4	86.3		6.51	6.50		2.91	2.84		6	
11/4/2011	17:37	Sunny	Middle	1.0	21.50	21.50	21.45	7.80	7.80	7.80	32.60	32.60	32.55	85.3	84.7	84.4	6.25	6.21	6.34	3.36	3.10	3.07	5	5.00
	17:40		Middle	1.0	21.40	21.40		7.79	7.79		32.50	32.50		84.1	83.5		6.18	6.70		3.18	2.64		5	
13/4/2011	19:54	Cloudy	Middle	2.0	21.50	21.50	21.50	7.91	7.91	7.92	33.20	33.20	33.20	88.1	87.8	86.3	6.14	6.12	6.13	5.62	5.52	5.45	8	7.50
	19:55		Middle	2.0	21.50	21.50		7.92	7.92		33.20	33.20		84.8	84.5		6.13	6.11		5.26	5.38		7	
15/4/2011	22:08	Cloudy	Middle	2.0	22.63	22.63	22.63	7.90	7.90	7.90	32.13	32.13	32.13	68.6	68.6	68.5	4.92	4.92	4.91	5.48	5.54	5.46	10	9.50
	22:09		Middle	2.0	22.63	22.63		7.90	7.90		32.13	32.13		68.4	68.4		4.90	4.90		5.51	5.31		9	
18/4/2011	12:43	Cloudy	Middle	1.5	22.30	22.30	22.25	7.97	7.97	7.98	32.40	32.40	32.35	79.3	79.2	79.0	5.70	5.67	5.67	6.43	6.98	6.79	11	10.50
	12:46		Middle	1.5	22.20	22.20		7.98	7.98		32.30	32.30		78.8	78.7		5.66	5.65		6.94	6.81		10	
20/4/2011	12:33	Cloudy	Middle	1.5	21.70	21.70	21.65	7.96	7.96	7.96	32.80	32.80	32.75	86.4	85.7	85.1	6.31	6.28	6.23	5.17	6.25	5.26	6	6.50
	12:36		Middle	1.5	21.60	21.60		7.95	7.95		32.70	32.70		84.6	83.8		6.18	6.13		4.91	4.72		7	
22/4/2011	15:17	Sunny	Middle	2.0	23.80	23.80	23.80	7.82	7.82	7.83	32.20	32.20	32.25	79.5	79.3	79.2	5.50	5.48	5.48	2.45	2.72	2.55	2	2.00
	15:18		Middle	2.0	23.80	23.80		7.83	7.83		32.30	32.30		79.1	79.0		5.47	5.46		2.68	2.33		<2	
26/4/2011	19:43	Cloudy	Middle	2.0	23.60	23.60	23.60	7.81	7.81	7.81	32.70	32.70	32.70	86.5	86.4	86.3	5.95	5.94	5.92	4.77	4.89	4.88	10	9.00
	19:44		Middle	2.0	23.60	23.60		7.81	7.81		32.70	32.70		86.2	86.1		5.89	5.88		4.99	4.87		8	



**Water Monitoring Result at C4w - WCT / GEC
Mid-Ebb Tide**

Date	Time	Weather Condition	Sampling Depth		Water Temperature		pH			Salinity		DO Saturation		DO		Turbidity		Suspended Solids						
			m		°C		-		ppt		%		mg/L		NTU		mg/L							
					Value	Average	Value	Average	Value	Average	Value	Average	Value	Average	Value	Average	Value	Average						
29/3/2011	22:22	Cloudy	Middle	2.0	17.90	17.90	17.90	7.91	7.91	7.91	31.80	31.80	31.81	81.8	82.4	79.9	6.40	6.45	6.26	3.58	3.18	3.15	6	7.00
	22:24		Middle	2.0	17.90	17.90		7.91	7.91		31.82	31.82		78.7	76.6		6.17	6.00		2.96	2.87		8	
31/3/2011	11:45	Cloudy	Middle	1.5	18.10	18.10	18.05	7.82	7.82	7.82	32.60	32.60	32.55	80.1	79.5	79.3	6.23	6.20	6.19	4.57	5.25	4.51	6	6.50
	11:48		Middle	1.5	18.00	18.00		7.81	7.81		32.50	32.50		79.1	78.4		6.17	6.14		4.17	4.03		7	
2/4/2011	13:28	Fine	Middle	1.5	20.20	20.20	20.15	7.69	7.69	7.69	32.10	32.10	32.05	79.4	78.7	78.5	6.01	5.94	5.93	1.17	1.11	1.16	3	2.50
	13:31		Middle	1.5	20.10	20.10		7.68	7.68		32.00	32.00		78.0	77.9		5.84	5.91		1.16	1.19		2	
4/4/2011	12:48	Cloudy	Middle	1.5	19.30	19.30	19.35	7.73	7.73	7.74	32.50	32.50	32.50	78.3	76.1	76.3	5.96	5.81	5.81	1.30	1.23	1.23	<2	2.00
	12:51		Middle	1.5	19.40	19.40		7.74	7.74		32.50	32.50		75.6	75.0		5.76	5.72		1.18	1.19		2	
6/4/2011	14:40	Fine	Middle	1.0	19.40	19.40	19.35	7.80	7.80	7.80	32.60	32.60	32.55	86.9	85.8	85.5	6.69	6.55	6.55	1.15	1.26	1.20	2	2.50
	14:43		Middle	1.0	19.30	19.30		7.79	7.79		32.50	32.50		85.0	84.4		6.50	6.44		1.24	1.15		3	
8/4/2011	14:35	Cloudy	Middle	1.0	21.90	21.90	21.85	7.68	7.68	7.68	32.20	32.20	32.15	88.8	88.4	88.3	6.47	6.44	6.42	1.29	1.23	1.24	3	2.50
	14:38		Middle	1.0	21.80	21.80		7.67	7.67		32.10	32.10		88.1	87.8		6.41	6.35		1.17	1.25		2	
11/4/2011	17:30	Sunny	Middle	1.5	22.00	22.00	21.95	7.72	7.72	7.72	32.30	32.30	32.25	80.9	80.4	80.1	5.93	5.92	5.89	0.89	0.79	0.81	6	4.50
	17:33		Middle	1.5	21.90	21.90		7.71	7.71		32.20	32.20		79.7	79.3		5.89	5.80		0.78	0.76		3	
13/4/2011	20:06	Cloudy	Middle	2.0	21.80	21.80	21.80	7.86	7.86	7.87	33.00	33.00	33.00	75.8	75.7	75.7	5.50	5.49	5.48	1.89	1.76	1.86	4	4.00
	20:07		Middle	2.0	21.80	21.80		7.87	7.87		33.00	33.00		75.6	75.7		5.47	5.45		1.87	1.93		4	
15/4/2011	22:28	Cloudy	Middle	2.0	22.70	22.70	22.70	7.90	7.90	7.90	31.95	31.95	31.95	66.2	65.3	65.2	4.76	4.69	4.68	1.16	1.01	0.90	<2	<2
	22:29		Middle	2.0	22.70	22.70		7.90	7.90		31.95	31.95		64.7	64.5		4.64	4.63		0.70	0.71		<2	
18/4/2011	12:35	Cloudy	Middle	1.5	22.70	22.70	22.75	7.88	7.88	7.89	32.30	32.30	32.25	83.1	82.4	82.4	5.94	5.91	5.90	4.96	4.53	4.52	9	8.00
	12:38		Middle	1.5	22.80	22.80		7.89	7.89		32.20	32.20		82.2	81.8		5.88	5.85		4.23	4.36		7	
20/4/2011	12:25	Cloudy	Middle	1.5	21.70	21.70	21.75	7.89	7.89	7.90	32.50	32.50	32.45	80.5	80.1	80.1	5.88	5.86	5.84	3.72	3.49	3.41	5	4.50
	12:28		Middle	1.5	21.80	21.80		7.90	7.90		32.40	32.40		80.0	79.6		5.82	5.80		3.29	3.12		4	
22/4/2011	15:30	Sunny	Middle	2.0	23.10	23.10	23.10	7.76	7.76	7.77	32.30	32.30	32.30	75.9	75.8	75.6	5.29	5.28	5.27	1.06	0.90	0.95	6	5.00
	15:31		Middle	2.0	23.10	23.10		7.77	7.77		32.30	32.30		75.3	75.2		5.25	5.24		0.94	0.89		4	
26/4/2011	20:00	Cloudy	Middle	2.0	23.80	23.80	23.80	7.72	7.72	7.72	32.60	32.60	32.60	78.7	78.6	78.3	5.38	5.37	5.35	1.21	1.01	1.08	<2	<2
	20:01		Middle	2.0	23.80	23.80		7.72	7.72		32.60	32.60		77.9	77.8		5.33	5.32		1.02	1.06		<2	



**Water Monitoring Result at C5e - Sun Hung Kai Centre
Mid-Ebb Tide**

Date	Time	Weather Condition	Sampling Depth		Water Temperature		pH			Salinity		DO Saturation		DO		Turbidity		Suspended Solids						
					°C		-		ppt		%		mg/L		NTU		mg/L							
			m	Value	Average	Value	Average	Value	Average	Value	Average	Value	Average	Value	Average	Value	Average	Value	Average					
29/3/2011	21:26	Cloudy	Middle	2.0	18.10	18.10	18.10	7.90	7.90	7.90	29.72	29.72	29.72	77.7	81.2	77.8	6.16	6.42	6.16	5.66	5.64	5.79	8	7.00
	21:28		Middle	2.0	18.10	18.10		7.90	7.90		29.72	29.72		76.4	75.8		6.04	6.00		5.96	5.88		6	
31/3/2011	11:20	Cloudy	Middle	1.5	18.40	18.40	18.35	7.90	7.90	7.90	32.80	32.80	32.75	84.0	83.6	83.5	6.56	6.50	6.50	3.46	3.25	3.32	7	6.00
	11:23		Middle	1.5	18.30	18.30		7.89	7.89		32.70	32.70		83.3	83.0		6.47	6.45		3.16	3.40		5	
2/4/2011	13:20	Fine	Middle	1.5	20.70	20.70	20.65	7.79	7.79	7.79	31.60	31.60	31.55	89.1	87.6	87.2	6.77	6.74	6.65	4.33	3.77	3.91	6	6.50
	13:23		Middle	1.5	20.60	20.60		7.78	7.78		31.50	31.50		86.2	85.7		6.58	6.49		3.71	3.84		7	
4/4/2011	12:20	Cloudy	Middle	1.5	19.60	19.60	19.65	7.80	7.80	7.81	32.60	32.60	32.55	79.5	79.1	79.1	6.03	6.02	6.01	3.47	3.24	3.42	8	6.00
	12:23		Middle	1.5	19.70	19.70		7.81	7.81		32.50	32.50		79.0	78.9		6.00	5.98		3.43	3.55		4	
6/4/2011	14:27	Fine	Middle	1.5	19.90	19.90	19.85	7.84	7.84	7.84	32.80	32.80	32.75	89.1	88.4	87.8	6.70	6.57	6.59	2.07	2.12	2.11	3	4.00
	14:30		Middle	1.5	19.80	19.80		7.83	7.83		32.70	32.70		87.2	86.6		6.64	6.45		2.04	2.21		5	
8/4/2011	14:21	Cloudy	Middle	1.5	21.10	21.10	21.05	7.84	7.84	7.84	32.90	32.90	32.85	87.3	86.9	85.5	6.47	6.44	6.38	1.29	1.56	1.48	3	4.00
	14:24		Middle	1.5	21.00	21.00		7.83	7.83		32.80	32.80		84.4	83.2		6.31	6.31		1.53	1.52		5	
11/4/2011	17:15	Sunny	Middle	1.5	22.00	22.00	21.95	7.83	7.83	7.83	32.60	32.60	32.55	86.4	86.3	85.2	6.10	6.07	6.04	2.32	2.22	2.26	4	5.00
	17:18		Middle	1.5	21.90	21.90		7.82	7.82		32.50	32.50		84.1	84.0		6.01	5.99		2.20	2.29		6	
13/4/2011	19:30	Cloudy	Middle	2.0	21.50	21.50	21.50	7.92	7.92	7.92	33.10	33.10	33.10	82.7	82.6	82.3	6.09	6.06	6.03	1.87	1.69	1.71	4	3.50
	19:31		Middle	2.0	21.50	21.50		7.92	7.92		33.10	33.10		82.0	81.8		5.98	5.97		1.62	1.65		3	
15/4/2011	21:30	Cloudy	Middle	2.0	22.83	22.83	22.83	7.90	7.90	7.90	31.90	31.90	31.90	66.4	66.5	66.5	4.76	4.76	4.76	2.94	2.90	2.65	6	5.00
	21:31		Middle	2.0	22.83	22.83		7.90	7.90		31.90	31.90		66.5	66.5		4.76	4.76		2.15	2.61		4	
18/4/2011	12:27	Cloudy	Middle	1.0	22.90	22.90	22.95	7.89	7.89	7.89	30.90	30.90	30.95	81.3	80.4	80.0	5.81	5.76	5.73	2.58	2.94	2.90	3	4.00
	12:30		Middle	1.0	23.00	23.00		7.88	7.88		31.00	31.00		79.7	78.5		5.70	5.63		2.89	3.18		5	
20/4/2011	12:00	Cloudy	Middle	1.0	22.40	22.40	22.35	7.96	7.96	7.97	32.60	32.60	32.55	86.8	85.8	85.8	6.24	6.22	6.20	5.31	4.88	4.98	6	7.00
	12:03		Middle	1.0	22.30	22.30		7.97	7.97		32.50	32.50		85.5	85.2		6.18	6.16		5.00	4.72		8	
22/4/2011	14:31	Sunny	Middle	2.0	23.80	23.80	23.80	7.83	7.83	7.84	32.50	32.50	32.50	69.7	69.6	69.4	4.82	4.81	4.81	2.41	2.40	2.36	3	3.50
	14:32		Middle	2.0	23.80	23.80		7.85	7.85		32.50	32.50		69.2	69.1		4.80	4.79		2.30	2.31		4	
26/4/2011	19:01	Cloudy	Middle	2.0	23.80	23.80	23.80	7.82	7.82	7.82	32.40	32.40	32.40	81.9	81.8	81.7	5.65	5.64	5.63	3.32	3.44	3.33	4	3.50
	19:02		Middle	2.0	23.80	23.80		7.82	7.82		32.40	32.40		81.5	81.4		5.62	5.61		3.27	3.30		3	



**Water Monitoring Result at C5w - Sun Hung Kai Centre
Mid-Ebb Tide**

Date	Time	Weather Condition	Sampling Depth		Water Temperature		pH			Salinity		DO Saturation		DO		Turbidity		Suspended Solids						
					°C		-		ppt		%		mg/L		NTU		mg/L							
			m	Value	Average	Value	Average	Value	Average	Value	Average	Value	Average	Value	Average	Value	Average	Value	Average					
29/3/2011	21:39	Cloudy	Middle	2.0	17.90	17.90	17.90	7.92	7.92	7.92	31.41	31.41	31.42	76.8	79.8	75.8	6.27	6.27	6.01	4.57	4.68	4.41	7	6.50
	21:41		Middle	2.0	17.90	17.90		7.92	7.92		31.42	31.42		74.3	72.1		5.84	5.66		4.17	4.22		6	
31/3/2011	11:26	Cloudy	Middle	1.5	18.40	18.40	18.35	7.76	7.76	7.76	32.70	32.70	32.65	84.7	83.5	83.6	6.56	6.48	6.47	6.59	6.31	6.12	6	7.00
	11:29		Middle	1.5	18.30	18.30		7.75	7.75		32.60	32.60		83.2	82.9		6.44	6.41		5.95	5.62		8	
2/4/2011	13:27	Fine	Middle	1.5	19.90	19.90	19.85	7.84	7.84	7.84	32.60	32.60	32.55	87.3	85.7	85.5	6.51	6.44	6.39	4.92	5.04	4.86	6	7.00
	13:30		Middle	1.5	19.80	19.80		7.83	7.83		32.50	32.50		84.6	84.2		6.35	6.27		4.77	4.70		8	
4/4/2011	12:27	Cloudy	Middle	1.5	19.70	19.70	19.65	7.83	7.83	7.83	32.70	32.70	32.75	80.7	80.5	80.5	6.11	6.10	6.10	3.76	4.15	3.89	5	4.50
	12:30		Middle	1.5	19.60	19.60		7.82	7.82		32.80	32.80		80.4	80.3		6.09	6.08		3.78	3.85		4	
6/4/2011	14:20	Fine	Middle	1.5	20.40	20.40	20.35	7.81	7.81	7.81	32.40	32.40	32.35	90.8	90.3	89.9	6.81	6.77	6.75	4.90	2.46	3.64	3	3.50
	14:23		Middle	1.5	20.30	20.30		7.80	7.80		32.30	32.30		89.5	89.1		6.74	6.69		4.60	2.61		4	
8/4/2011	14:14	Cloudy	Middle	1.5	21.40	21.40	21.35	7.78	7.78	7.78	32.70	32.70	32.65	89.3	87.7	87.7	6.64	6.35	6.40	2.34	2.05	2.15	5	5.00
	14:17		Middle	1.5	21.30	21.30		7.77	7.77		32.60	32.60		87.2	86.4		6.31	6.30		2.01	2.21		5	
11/4/2011	17:08	Sunny	Middle	1.5	22.50	22.50	22.45	7.62	7.62	7.62	32.30	32.30	32.25	57.8	54.8	53.8	4.77	4.21	4.21	4.37	4.22	4.20	5	5.00
	17:11		Middle	1.5	22.40	22.40		7.61	7.61		32.20	32.20		52.6	50.1		4.01	3.84		4.32	3.90		5	
13/4/2011	19:42	Cloudy	Middle	2.0	21.50	21.50	21.50	7.96	7.96	7.98	32.90	32.90	32.90	86.6	86.6	86.6	6.37	6.36	6.36	2.52	2.57	2.44	4	3.50
	19:43		Middle	2.0	21.50	21.50		7.99	7.99		32.90	32.90		86.6	86.6		6.35	6.36		2.35	2.32		3	
15/4/2011	21:44	Cloudy	Middle	2.0	23.03	23.03	23.03	7.70	7.70	7.70	31.71	31.71	31.71	49.5	49.7	49.7	3.54	3.55	3.56	1.75	1.63	1.53	6	5.50
	21:45		Middle	2.0	23.03	23.03		7.70	7.70		31.71	31.71		49.6	50.0		3.56	3.57		1.50	1.22		5	
18/4/2011	12:20	Cloudy	Middle	1.0	22.50	22.50	22.55	7.77	7.77	7.78	31.50	31.50	31.45	59.7	58.5	58.1	4.78	4.23	4.30	2.08	1.94	2.23	<2	2.00
	12:23		Middle	1.0	22.60	22.60		7.78	7.78		31.40	31.40		57.8	56.4		4.12	4.07		2.27	2.61		2	
20/4/2011	12:09	Cloudy	Middle	1.0	22.70	22.70	22.65	7.99	7.99	7.99	32.60	32.60	32.55	86.0	85.2	85.1	6.19	6.15	6.14	5.85	5.57	5.72	6	7.00
	12:11		Middle	1.0	22.60	22.60		7.98	7.98		32.50	32.50		84.9	84.3		6.11	6.09		5.57	5.88		8	
22/4/2011	14:42	Sunny	Middle	2.0	23.50	23.50	23.50	7.90	7.90	7.91	32.30	32.30	32.30	76.9	76.8	76.6	5.29	5.28	5.27	4.01	4.10	3.90	5	4.50
	14:43		Middle	2.0	23.50	23.50		7.91	7.91		32.30	32.30		76.4	76.3		5.26	5.25		3.82	3.65		4	
26/4/2011	19:20	Cloudy	Middle	2.0	23.40	23.40	23.40	7.77	7.77	7.77	32.60	32.60	32.60	73.4	73.2	73.0	5.03	5.02	4.99	3.44	3.05	3.14	6	5.00
	19:21		Middle	2.0	23.40	23.40		7.77	7.77		32.60	32.60		72.8	72.7		4.96	4.95		3.02	3.04		4	



**Water Monitoring Result at WSD 21 - Wan Chai
Mid-Ebb Tide**

Date	Time	Weather Condition	Sampling Depth		Water Temperature		pH			Salinity		DO Saturation		DO		Turbidity		Suspended Solids						
					°C		-		ppt		%		mg/L		NTU		mg/L							
			m	Value	Average	Value	Average	Value	Average	Value	Average	Value	Average	Value	Average	Value	Average	Value	Average					
29/3/2011	20:57	Cloudy	Middle	2.0	18.30	18.30	18.30	7.93	7.93	7.93	31.93	31.93	31.93	78.6	74.9	78.3	6.11	5.83	6.10	4.29	4.78	4.63	7	7.00
	20:59		Middle	2.0	18.30	18.30		7.93	7.93		31.93	31.94		79.4	80.4		6.18	6.26		4.60	4.85		7	
31/3/2011	11:05	Cloudy	Middle	2.0	18.10	18.10	18.05	7.92	7.92	7.89	32.80	32.80	32.75	85.7	85.5	85.3	6.68	6.67	6.66	4.74	4.42	4.28	9	8.00
	11:08		Middle	2.0	18.00	18.00		7.81	7.91		32.70	32.70		85.1	85.0		6.66	6.64		3.87	4.10		7	
2/4/2011	13:05	Fine	Middle	2.0	19.80	19.80	19.75	7.77	7.77	7.77	32.50	32.50	32.45	81.0	80.9	80.6	6.16	6.15	6.11	6.48	6.13	5.91	11	10.00
	13:08		Middle	2.0	19.70	19.70		7.76	7.76		32.40	32.40		80.6	79.7		6.09	6.05		5.45	5.56		9	
4/4/2011	11:45	Cloudy	Middle	1.0	19.50	19.50	19.45	7.79	7.79	7.80	32.60	32.60	32.55	81.8	81.2	81.1	6.22	6.20	6.18	5.82	5.62	5.74	5	4.50
	11:48		Middle	1.0	19.40	19.40		7.80	7.80		32.50	32.50		80.8	80.5		6.15	6.13		5.78	5.75		4	
6/4/2011	14:05	Fine	Middle	2.0	19.80	19.80	19.75	7.86	7.86	7.86	32.80	32.80	32.75	86.2	85.7	85.3	6.76	6.52	6.51	5.57	4.65	4.74	10	11.00
	14:08		Middle	2.0	19.70	19.70		7.85	7.85		32.70	32.70		84.8	84.4		6.41	6.35		4.60	4.12		12	
8/4/2011	14:02	Cloudy	Middle	2.0	21.50	21.50	21.45	7.76	7.76	7.76	32.60	32.60	32.55	86.1	85.9	85.8	6.33	6.28	6.28	2.15	1.77	1.91	3	3.00
	14:05		Middle	2.0	21.40	21.40		7.75	7.75		32.50	32.50		85.6	85.4		6.26	6.25		2.08	1.64		3	
11/4/2011	16:55	Sunny	Middle	2.0	22.60	22.60	22.55	7.74	7.74	7.74	32.40	32.40	32.35	86.2	85.9	85.7	6.13	6.05	6.05	1.67	1.69	1.61	5	4.50
	16:57		Middle	2.0	22.50	22.50		7.73	7.73		32.30	32.30		85.0	85.8		6.01	5.99		1.62	1.44		4	
13/4/2011	19:04	Cloudy	Middle	2.0	21.90	21.90	21.90	7.81	7.81	7.82	33.00	33.00	33.00	90.7	90.6	90.5	6.68	6.66	6.65	3.56	3.48	3.49	5	5.00
	19:05		Middle	2.0	21.90	21.90		7.82	7.82		33.00	33.00		90.4	90.3		6.63	6.62		3.38	3.53		5	
15/4/2011	20:50	Cloudy	Middle	2.0	23.32	23.32	23.32	8.00	8.00	8.00	31.95	31.95	31.95	70.6	71.0	70.7	5.01	5.14	5.07	4.27	4.37	4.00	6	7.00
	20:51		Middle	2.0	23.32	23.32		8.00	8.00		31.95	31.95		69.2	72.0		4.91	5.21		3.86	3.49		8	
18/4/2011	12:10	Cloudy	Middle	2.0	22.90	22.90	22.85	7.96	7.96	7.96	32.40	32.40	32.35	84.5	83.4	83.3	5.98	5.92	5.92	4.24	4.66	4.58	8	7.50
	12:13		Middle	2.0	22.80	22.80		7.95	7.95		32.30	32.30		82.9	82.5		5.89	5.87		4.79	4.64		7	
20/4/2011	11:53	Cloudy	Middle	1.5	22.30	22.30	22.25	7.99	7.99	8.00	32.80	32.80	32.75	88.8	88.5	88.3	6.42	6.41	6.39	6.75	6.64	6.67	9	8.50
	11:56		Middle	1.5	22.20	22.20		8.00	8.00		32.70	32.70		88.2	87.7		6.37	6.36		6.68	6.61		8	
22/4/2011	14:56	Sunny	Middle	2.0	23.90	23.90	23.90	7.88	7.88	7.89	32.40	32.40	32.45	75.9	75.5	75.4	5.17	5.16	5.15	2.98	2.92	2.87	6	6.00
	14:57		Middle	2.0	23.90	23.90		7.89	7.89		32.50	32.50		75.3	75.0		5.14	5.13		2.74	2.84		6	
26/4/2011	18:37	Cloudy	Middle	2.0	24.00	24.00	24.00	7.79	7.79	7.79	32.60	32.60	32.60	77.9	77.6	77.6	5.35	5.34	5.33	4.38	4.55	4.34	7	6.50
	18:38		Middle	2.0	24.00	24.00		7.79	7.79		32.60	32.60		77.5	77.4		5.31	5.30		4.03	4.40		6	



**Water Monitoring Result at WSD19 - Sheung Wan
Mid-Ebb Tide**

Date	Time	Weather Condition	Sampling Depth		Water Temperature		pH			Salinity		DO Saturation		DO		Turbidity		Suspended Solids						
					°C		-		ppt		%		mg/L		NTU		mg/L							
			m	Value	Average	Value	Average	Value	Average	Value	Average	Value	Average	Value	Average	Value	Average	Value	Average					
29/3/2011	22:59	Cloudy	Middle	1.5	18.25	18.25	18.25	8.00	8.00	8.00	32.18	32.18	32.22	81.9	84.8	85.6	6.36	6.60	6.66	7.50	6.84	7.15	11	11.50
	23:02		Middle	1.5	18.25	18.25		8.00	8.00		32.26	32.26		88.7	86.8		6.91	6.76		7.39	6.85		12	
31/3/2011	13:09	Cloudy	Middle	1.5	17.90	17.90	18.00	7.79	7.79	7.79	33.02	33.02	33.03	79.4	79.0	79.5	6.15	6.12	6.16	5.98	5.50	5.70	8	9.00
	13:13		Middle	1.5	18.10	18.10		7.79	7.79		33.04	33.04		80.1	79.5		6.20	6.16		5.66	5.67		10	
2/4/2011	13:44	Fine	Middle	1.5	20.10	20.10	20.20	7.82	7.82	7.82	33.10	33.10	33.08	83.1	82.4	82.9	6.35	6.09	6.18	5.75	5.66	5.79	11	10.50
	13:48		Middle	1.5	20.30	20.30		7.81	7.81		33.06	33.06		83.5	82.5		6.17	6.10		5.76	5.99		10	
4/4/2011	10:20	Cloudy	Middle	1.5	18.90	18.90	18.90	7.70	7.70	7.70	32.82	32.82	32.83	73.2	72.9	73.1	5.60	5.58	5.60	5.87	5.51	5.52	6	7.00
	10:25		Middle	1.5	18.90	18.90		7.70	7.70		32.83	32.83		73.6	72.8		5.66	5.57		5.21	5.48		8	
6/4/2011	11:05	Fine	Middle	2.0	18.80	18.80	18.80	7.77	7.77	7.78	33.15	33.15	33.14	76.9	77.0	76.6	5.86	5.86	5.83	7.12	7.00	7.05	10	10.00
	11:08		Middle	2.0	18.80	18.80		7.78	7.78		33.13	33.13		76.4	76.1		5.82	5.79		6.51	7.55		10	
8/4/2011	16:33	Cloudy	Middle	2.5	20.42	20.42	20.46	7.80	7.80	7.80	31.83	31.83	31.80	81.4	84.4	83.1	6.09	6.31	6.21	4.20	3.76	3.75	7	7.00
	16:36		Middle	2.5	20.49	20.49		7.80	7.80		31.77	31.77		84.1	82.5		6.28	6.16		3.49	3.54		44*	
11/4/2011	15:12	Sunny	Middle	1.5	22.97	22.97	22.97	8.10	8.10	8.10	31.49	31.49	31.49	77.9	77.7	77.6	5.56	5.55	5.54	3.77	3.95	3.83	8	7.00
	15:16		Middle	1.5	22.97	22.97		8.10	8.10		31.49	31.49		77.3	77.6		5.50	5.55		3.86	3.74		6	
13/4/2011	20:56	Cloudy	Middle	1.5	21.27	21.27	21.27	8.10	8.10	8.10	31.14	31.14	31.14	77.2	79.4	80.8	5.70	5.86	5.97	8.05	8.60	8.14	7	15.50
	20:58		Middle	1.5	21.27	21.27		8.10	8.10		31.14	31.15		83.1	83.4		6.14	6.16		7.78	8.12		24	
15/4/2011	20:50	Cloudy	Middle	1.5	23.32	23.32	23.32	8.00	8.00	8.00	31.66	31.66	31.66	70.4	73.7	71.6	5.00	5.24	5.09	3.95	4.45	4.26	8	8.00
	20:52		Middle	1.5	23.32	23.32		8.00	8.00		31.66	31.66		72.1	70.3		5.12	5.00		4.56	4.09		8	
18/4/2011	13:59	Cloudy	Middle	1.5	22.90	22.90	23.20	7.96	7.96	7.96	31.70	31.70	31.70	85.6	84.9	85.4	6.09	6.03	6.06	3.62	3.45	3.47	12	14.00
	14:04		Middle	1.5	23.50	23.50		7.96	7.96		31.70	31.70		85.8	85.2		6.09	6.04		3.42	3.40		16	
20/4/2011	13:40	Cloudy	Middle	2.0	22.00	22.00	22.05	7.91	7.91	7.92	32.64	32.64	32.63	81.4	80.7	81.0	5.88	5.83	5.85	6.51	6.42	6.44	15	16.00
	13:45		Middle	2.0	22.10	22.10		7.92	7.92		32.62	32.62		81.8	80.1		5.90	5.78		6.38	6.45		17	
22/4/2011	16:32	Sunny	Middle	1.5	24.02	24.02	24.08	8.00	8.00	8.00	31.45	31.45	31.45	59.2	61.0	60.9	4.96	4.32	4.45	7.92	7.47	7.41	17	15.50
	16:34		Middle	1.5	24.14	24.14		8.00	8.00		31.45	31.45		60.3	63.2		4.11	4.40		7.16	7.10		14	
26/4/2011	19:19	Cloudy	Middle	1.5	23.30	23.30	23.30	8.03	8.03	8.03	32.18	32.18	32.18	79.5	79.2	79.2	5.63	5.61	5.61	3.05	3.34	3.09	6	5.00
	19:21		Middle	1.5	23.30	23.30		8.03	8.03		32.18	32.18		81.0	76.9		5.74	5.45		2.93	3.04		4	



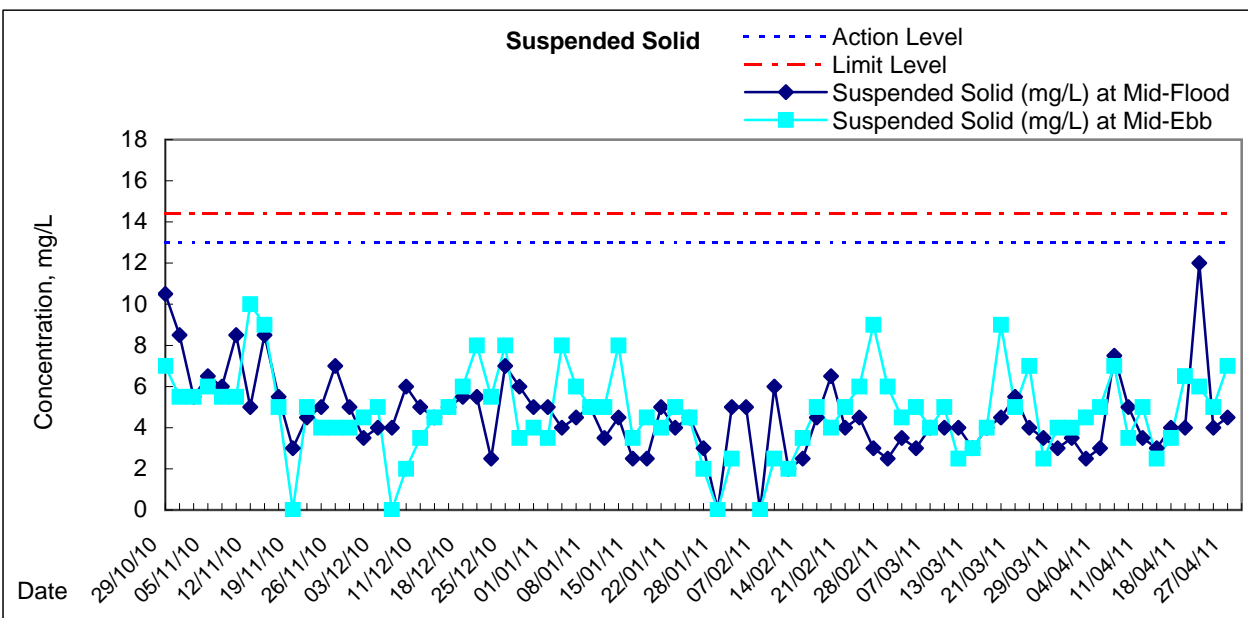
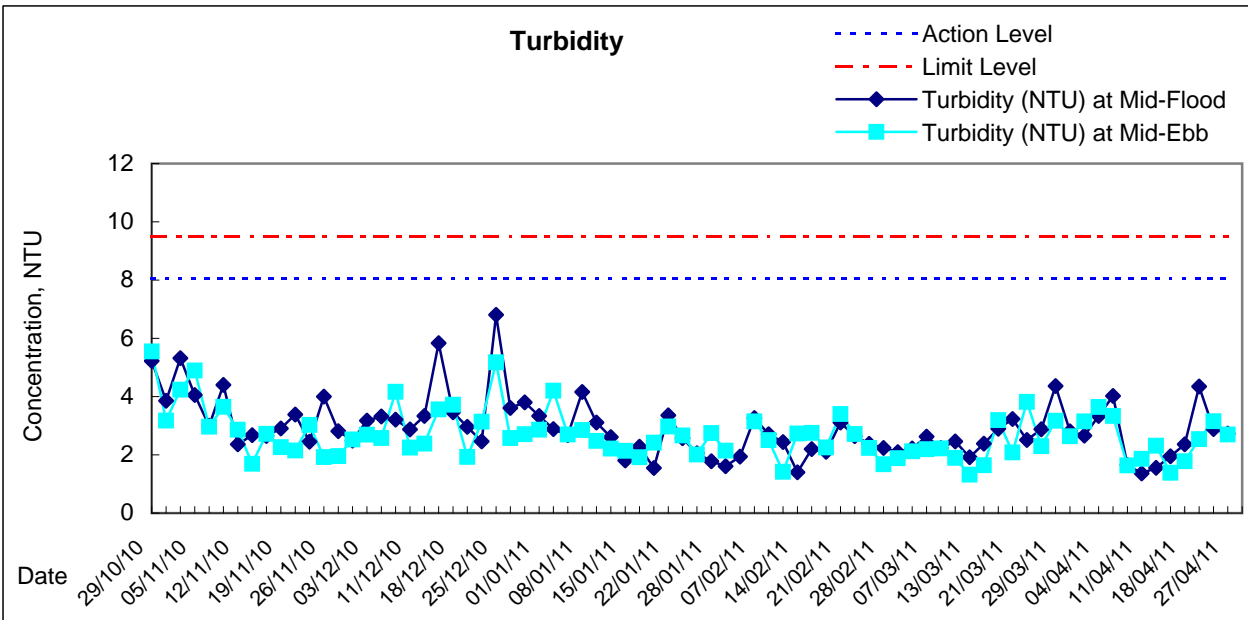
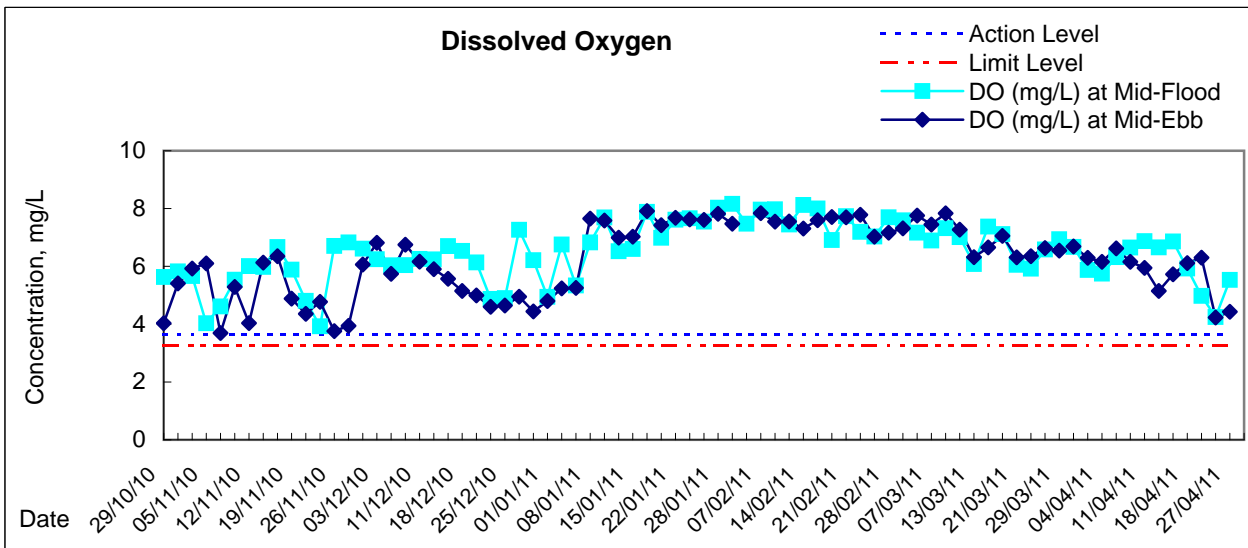
**Water Monitoring Result at WSD20 - Kennedy Town
Mid-Ebb Tide**

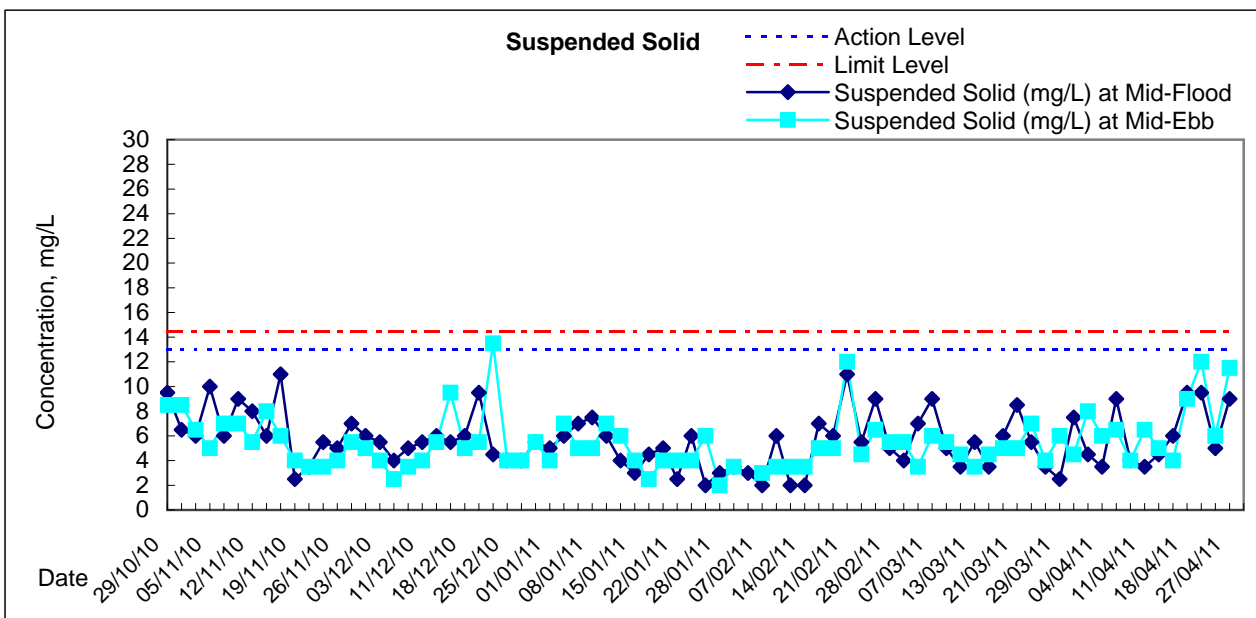
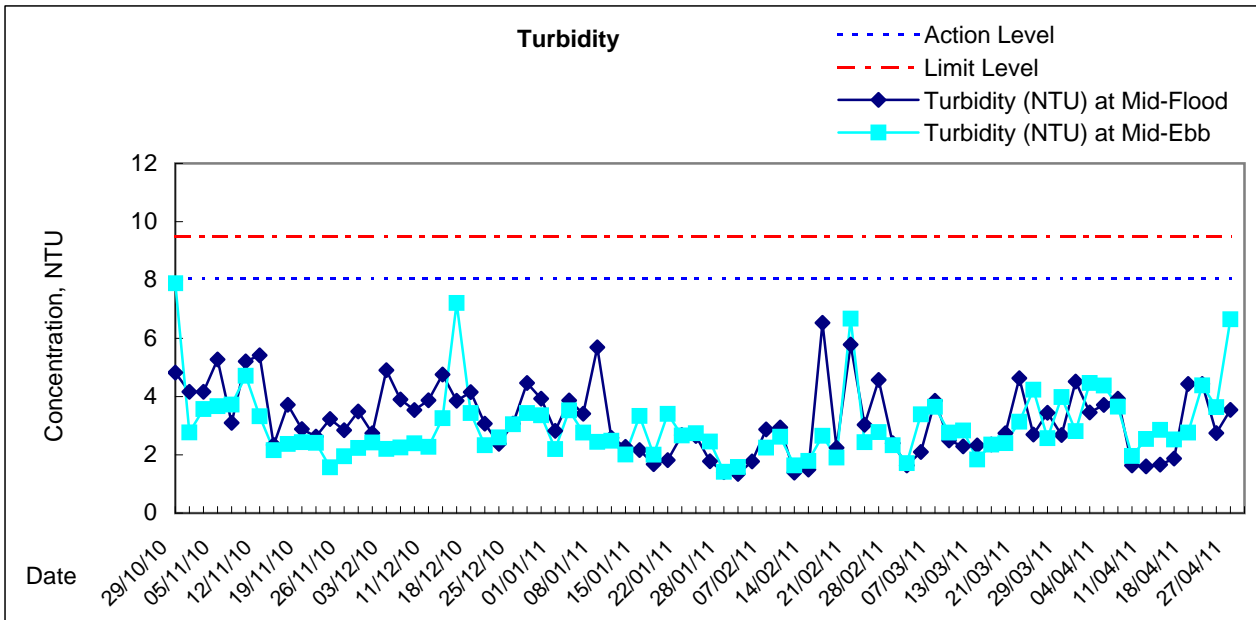
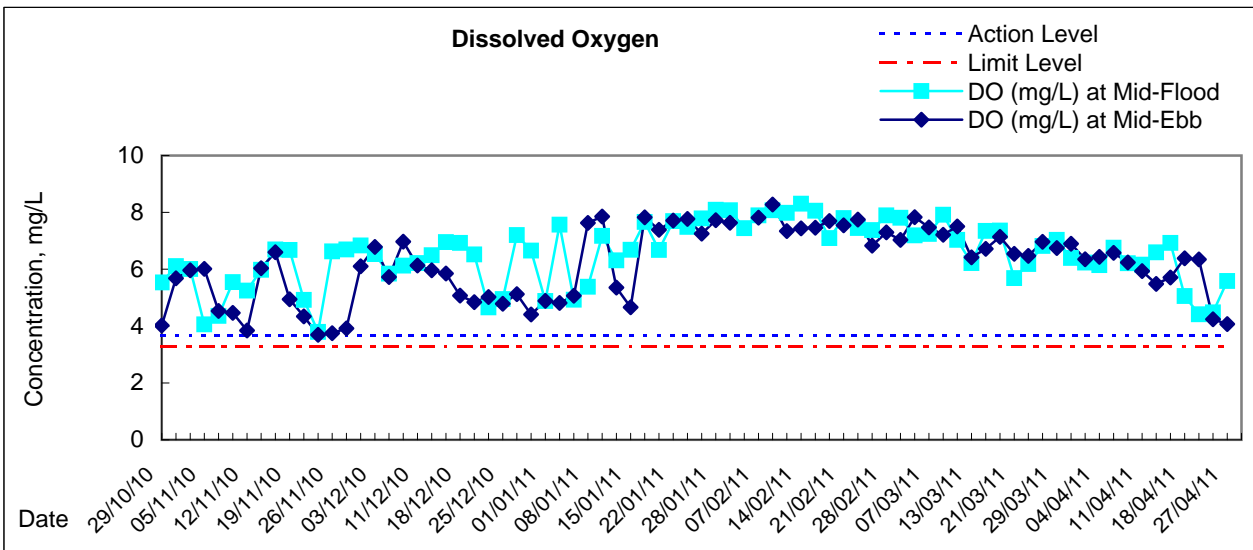
Date	Time	Weather Condition	Sampling Depth		Water Temperature		pH			Salinity		DO Saturation		DO		Turbidity		Suspended Solids						
					°C		-		ppt		%		mg/L		NTU		mg/L							
			m		Value	Average	Value	Average	Value	Average	Value	Average	Value	Average	Value	Average	Value	Average	Value	Average				
29/3/2011	22:37	Cloudy	Middle	1.5	18.12	18.12	18.12	8.00	8.00	8.00	32.25	32.25	32.25	87.3	80.7	84.7	6.79	6.28	6.59	6.41	7.19	6.63	10	10.50
	22:40		Middle	1.5	18.12	18.12		8.00	8.00		32.25	32.25		85.8	84.8		6.68	6.60		6.12	6.81		11	
31/3/2011	12:42	Cloudy	Middle	1.5	17.90	17.90	17.90	8.03	8.03	8.01	33.15	33.15	33.15	80.6	79.2	80.3	6.26	6.16	6.24	5.79	5.95	5.88	16	15.00
	12:45		Middle	1.5	17.90	17.90		7.98	7.98		33.15	33.15		81.0	80.4		6.30	6.25		5.94	5.85		14	
2/4/2011	13:20	Fine	Middle	1.5	19.80	19.80	19.90	7.92	7.92	7.91	33.25	33.25	33.21	88.5	87.3	88.3	6.60	6.50	6.57	5.34	5.28	5.24	13	12.00
	13:23		Middle	1.5	20.00	20.00		7.90	7.90		33.17	33.17		89.0	88.2		6.62	6.56		5.18	5.15		11	
4/4/2011	9:55	Cloudy	Middle	1.5	19.20	19.20	19.15	7.81	7.81	7.82	32.83	32.83	32.84	87.4	86.2	86.9	6.65	6.56	6.62	3.88	3.49	3.57	3	3.50
	9:58		Middle	1.5	19.10	19.10		7.82	7.82		32.85	32.85		87.8	86.3		6.69	6.57		3.36	3.53		4	
6/4/2011	10:44	Fine	Middle	1.5	19.00	19.00	19.10	7.72	7.72	7.76	33.02	33.02	33.04	83.5	82.2	83.4	6.35	6.25	6.34	3.78	3.12	3.26	9	8.00
	10:47		Middle	1.5	19.20	19.20		7.80	7.80		33.05	33.05		84.1	83.6		6.39	6.35		3.02	3.11		7	
8/4/2011	16:15	Cloudy	Middle	1.5	20.60	20.60	20.69	8.00	8.00	8.00	31.77	31.77	31.82	85.3	84.5	86.7	6.33	6.28	6.44	2.20	2.09	2.09	4	5.00
	16:18		Middle	1.5	20.77	20.77		8.00	8.00		31.87	31.87		88.7	88.1		6.60	6.53		2.03	2.04		6	
11/4/2011	14:52	Sunny	Middle	1.5	23.22	25.22	24.22	8.10	8.10	8.10	31.11	31.11	31.11	85.5	89.6	86.9	5.90	6.19	6.00	2.06	2.01	2.09	4	4.00
	14:53		Middle	1.5	23.22	25.22		8.10	8.10		31.11	31.11		88.0	84.6		6.08	5.84		2.26	2.03		4	
13/4/2011	20:32	Cloudy	Middle	1.5	21.22	21.22	21.22	7.80	7.80	7.80	32.18	32.18	32.18	79.5	78.6	75.3	5.85	5.76	5.53	1.35	1.32	1.49	2	2.00
	20:34		Middle	1.5	21.22	21.22		7.80	7.80		32.18	32.18		73.3	69.8		5.39	5.13		1.69	1.61		2	
15/4/2011	20:34	Cloudy	Middle	1.5	23.48	23.48	23.48	8.10	8.10	8.10	31.69	31.69	31.71	87.0	87.0	87.1	6.19	6.17	6.18	2.46	2.20	2.48	10	9.00
	20:36		Middle	1.5	23.48	23.48		8.10	8.10		31.72	31.72		87.1	87.1		6.18	6.18		2.76	2.50		8	
18/4/2011	13:23	Cloudy	Middle	1.5	22.70	22.70	22.65	7.96	7.96	7.97	31.73	31.73	31.72	85.3	83.6	84.6	6.14	5.87	6.02	4.11	4.21	4.07	14	13.00
	13:26		Middle	1.5	22.60	22.60		7.97	7.97		31.71	31.71		85.7	83.7		6.17	5.89		4.21	3.74		12	
20/4/2011	13:15	Cloudy	Middle	1.5	22.10	22.10	22.10	7.98	7.98	7.98	32.69	32.69	32.72	88.4	87.7	88.1	6.38	6.32	6.35	4.84	4.83	4.71	10	9.50
	13:18		Middle	1.5	22.10	22.10		7.98	7.98		32.74	32.74		88.7	87.5		6.40	6.31		4.50	4.67		9	
22/4/2011	16:11	Sunny	Middle	1.5	23.68	23.68	23.68	8.00	8.00	8.00	31.49	31.49	31.49	56.4	63.5	61.7	3.99	4.41	4.31	5.37	5.24	5.53	11	11.00
	16:12		Middle	1.5	23.68	23.68		8.00	8.00		31.49	31.49		63.8	63.0		4.45	4.40		6.07	5.42		11	
26/4/2011	18:55	Cloudy	Middle	1.5	23.40	23.40	23.40	7.86	7.86	7.86	32.28	32.28	32.28	78.4	75.1	76.7	5.49	5.30	5.40	2.74	2.67	2.71	8	7.00
	18:57		Middle	1.5	23.40	23.40		7.86	7.86		32.28	32.28		73.8	79.4		5.21	5.60		2.45	2.96		6	

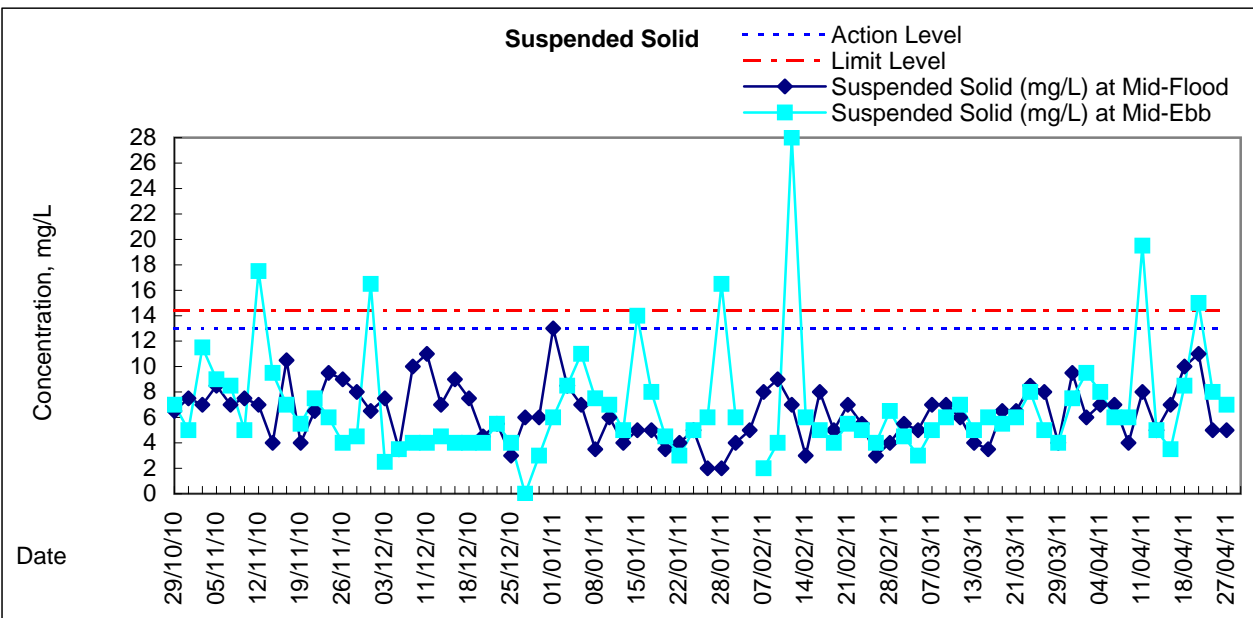
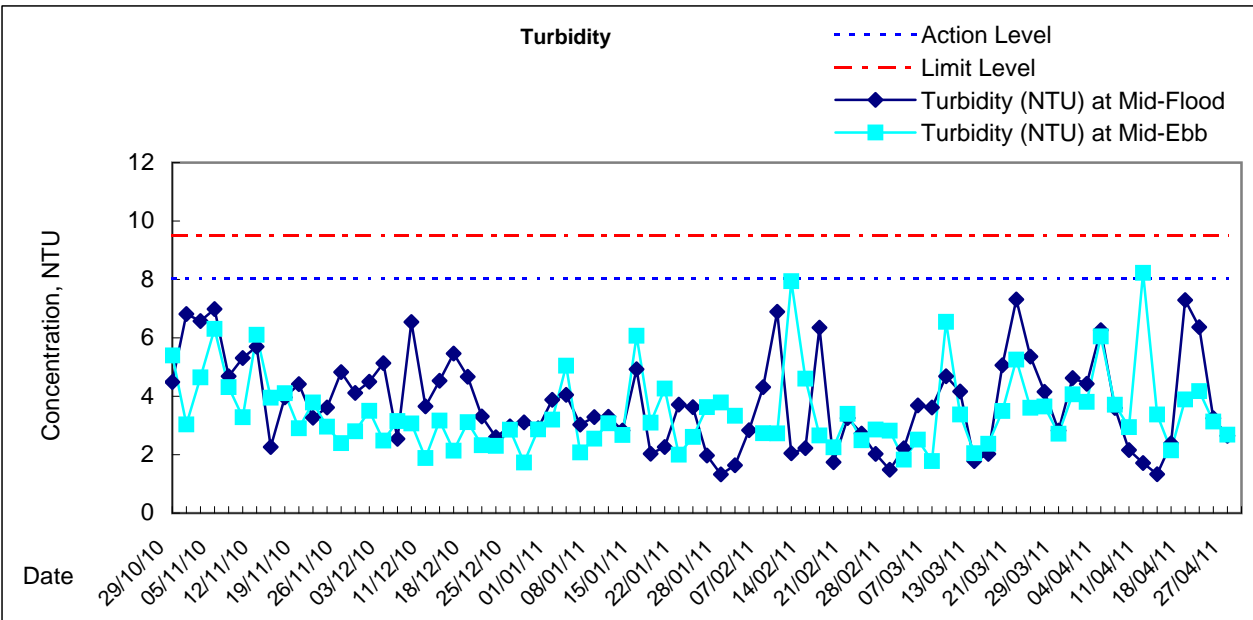
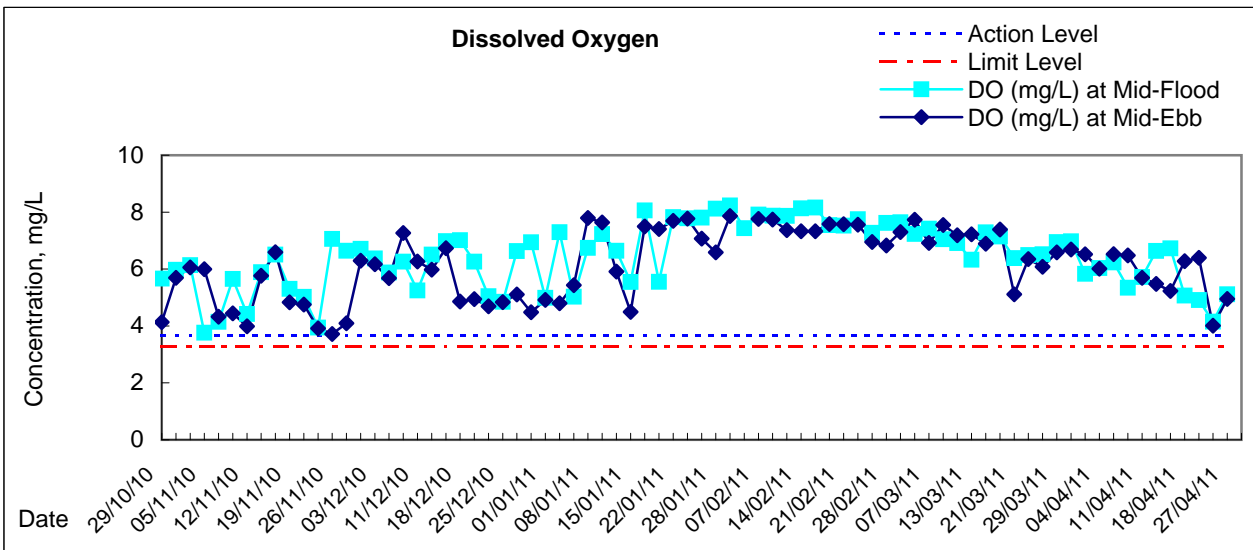


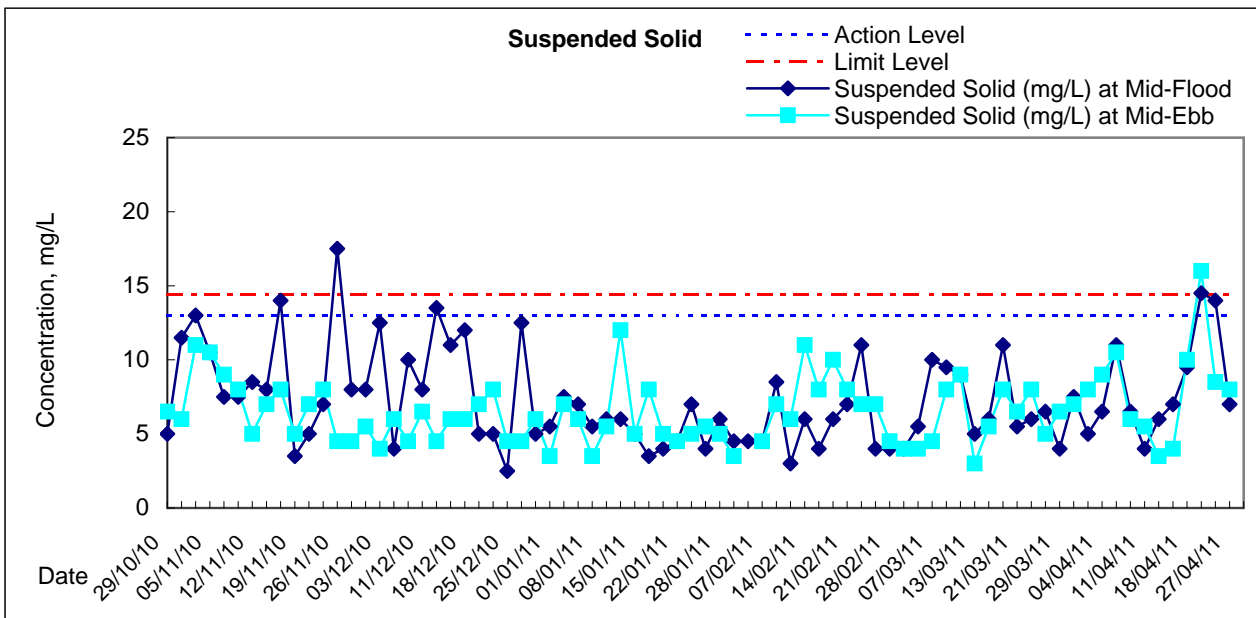
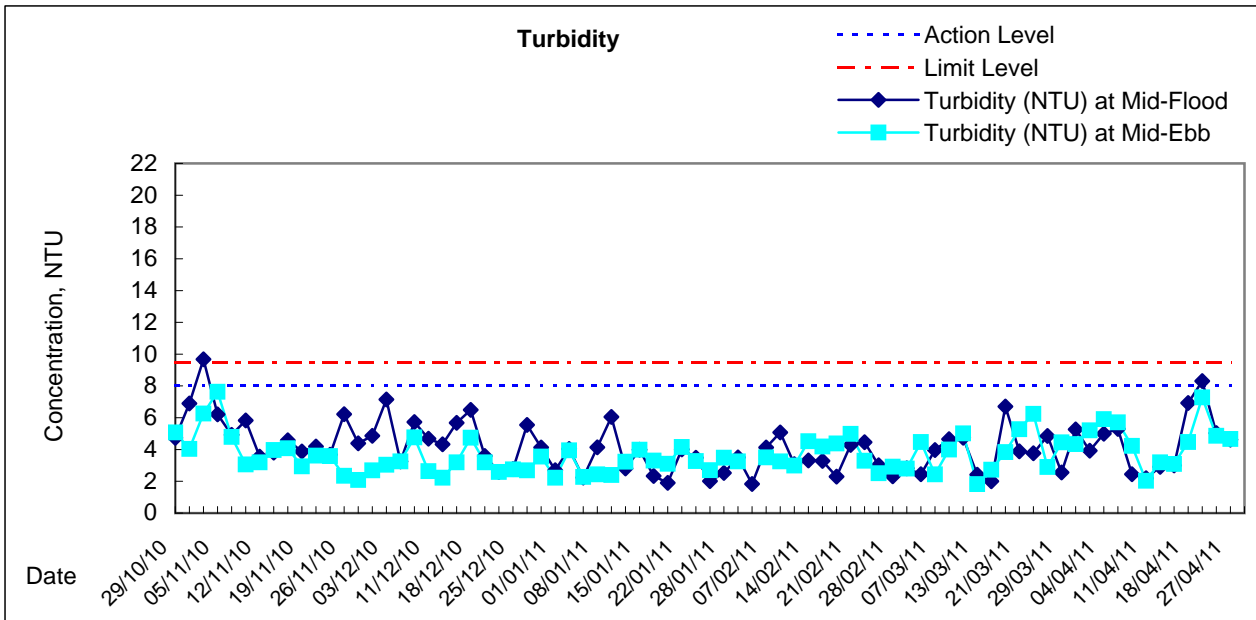
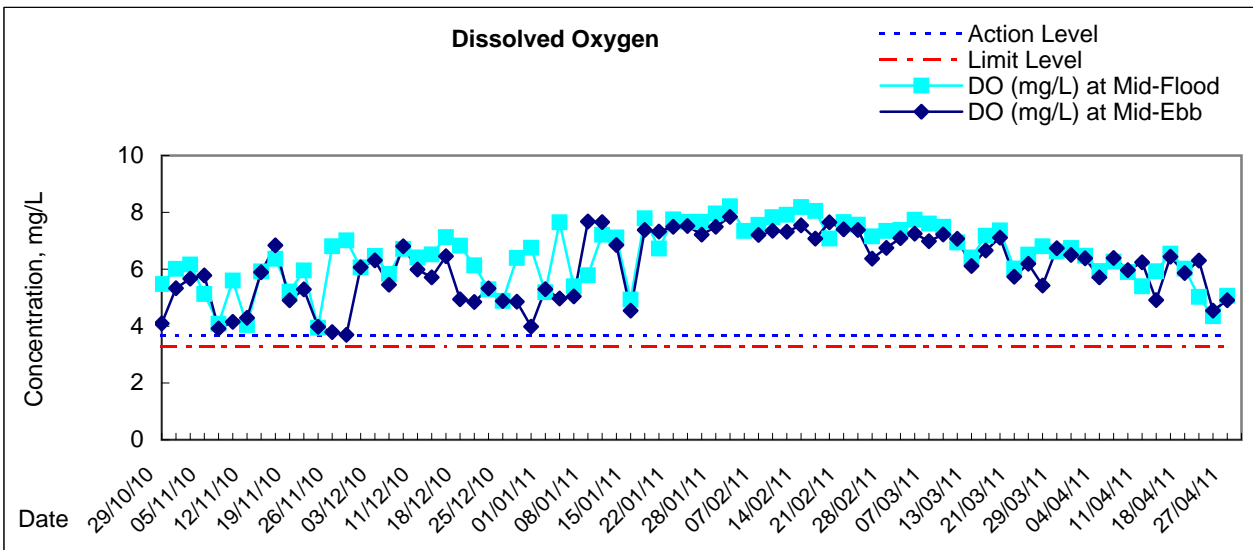
**Water Monitoring Result at WSD7 - Kowloon South
Mid-Ebb Tide**

Date	Time	Weather Condition	Sampling Depth		Water Temperature		pH			Salinity		DO Saturation		DO		Turbidity		Suspended Solids						
					°C		-		ppt		%		mg/L		NTU		mg/L							
			m	Value	Average	Value	Average	Value	Average	Value	Average	Value	Average	Value	Average	Value	Average	Value	Average					
29/3/2011	0:15	Cloudy	Middle	2.0	17.96	17.96	17.96	7.80	7.80	7.80	30.63	30.63	30.63	78.6	80.9	79.0	6.20	6.38	6.23	7.61	7.67	7.50	15	13.50
	0:18		Middle	2.0	17.96	17.96	17.96	7.80	7.80	7.80	30.63	30.63	30.63	76.7	79.6	79.0	6.04	6.28	6.23	7.27	7.46	7.50	12	
31/3/2011	8:45	Cloudy	Middle	1.5	17.90	17.90	17.95	7.76	7.76	7.76	32.95	32.95	32.95	77.6	76.9	77.3	6.03	5.98	6.26	3.38	3.09	3.09	6	5.50
	8:48		Middle	1.5	18.00	18.00	17.95	7.75	7.75	7.76	32.95	32.95	32.95	77.9	76.9	77.3	6.06	6.98	6.26	2.91	2.96	3.09	5	
2/4/2011	9:18	Fine	Middle	1.5	18.90	18.90	19.00	7.79	7.79	7.78	33.06	33.06	33.03	80.5	79.4	80.1	6.13	6.05	6.10	4.37	3.75	3.86	6	7.00
	9:21		Middle	1.5	19.10	19.10	19.00	7.77	7.77	7.78	32.99	32.99	33.03	80.8	79.6	80.1	6.15	6.06	6.10	3.58	3.72	3.86	8	
4/4/2011	10:55	Cloudy	Middle	1.5	18.90	18.90	18.90	7.77	7.77	7.77	32.88	32.88	32.88	72.9	73.0	73.3	5.58	5.59	5.61	2.73	2.51	2.48	4	3.50
	10:58		Middle	1.5	18.90	18.90	18.90	7.76	7.76	7.77	32.88	32.88	32.88	73.6	73.7	73.3	5.63	5.64	5.61	2.36	2.31	2.48	3	
6/4/2011	11:30	Fine	Middle	1.5	18.90	18.90	18.95	7.77	7.77	7.77	33.00	33.00	33.03	73.0	72.3	73.0	5.57	5.51	5.57	7.98	7.79	7.96	15	14.00
	11:39		Middle	1.5	19.00	19.00	18.95	7.77	7.77	7.77	33.05	33.05	33.03	73.6	72.9	73.0	5.64	5.55	5.57	7.98	8.08	7.96	13	
8/4/2011	15:54	Cloudy	Middle	1.5	20.70	20.70	20.59	7.90	7.90	7.90	32.02	32.02	32.05	82.3	80.9	81.6	6.12	6.03	6.08	1.76	1.69	1.67	5	4.50
	15:57		Middle	1.5	20.47	20.47	20.59	7.90	7.90	7.90	32.07	32.07	32.05	82.0	81.2	81.6	6.10	6.05	6.08	1.56	1.68	1.67	4	
11/4/2011	20:41	Sunny	Middle	1.5	21.78	21.78	21.78	8.00	8.00	8.00	31.68	31.68	31.68	88.4	84.7	83.7	6.46	6.17	6.10	4.82	5.21	5.32	8	8.00
	20:42		Middle	1.5	21.78	21.78	21.78	8.00	8.00	8.00	31.68	31.68	31.68	81.3	80.2	83.7	5.93	5.85	6.10	5.59	5.64	5.32	8	
13/4/2011	22:37	Cloudy	Middle	1.5	21.24	21.24	21.24	8.10	8.10	8.10	32.20	32.20	32.20	72.4	72.1	74.5	5.32	5.31	5.48	3.59	4.32	3.78	8	7.50
	22:38		Middle	1.5	21.24	21.24	21.24	8.10	8.10	8.10	32.20	32.20	32.20	76.5	76.8	74.5	5.63	5.65	5.48	3.62	3.58	3.78	7	
15/4/2011	0:41	Cloudy	Middle	1.5	23.71	23.71	23.71	7.80	7.80	7.80	31.25	31.25	31.25	75.8	83.7	80.8	5.34	5.88	5.68	2.39	2.37	2.29	4	4.00
	0:42		Middle	1.5	23.71	23.71	23.71	7.80	7.80	7.80	31.25	31.25	31.25	81.1	82.5	80.8	5.70	5.80	5.68	2.25	2.14	2.29	4	
18/4/2011	12:54	Cloudy	Middle	1.5	22.60	22.60	22.85	7.87	7.87	7.87	32.39	32.39	32.35	78.4	77.3	77.9	5.58	5.50	5.54	3.54	3.37	3.35	6	7.00
	12:57		Middle	1.5	23.10	23.10	22.85	7.87	7.87	7.87	32.31	32.31	32.35	78.7	77.0	77.9	5.59	5.48	5.54	3.30	3.20	3.35	8	
20/4/2011	12:44	Cloudy	Middle	1.5	22.10	22.10	22.15	7.81	7.81	7.81	32.56	32.56	32.56	74.9	72.5	74.3	5.40	5.23	5.36	3.42	3.14	3.27	6	7.00
	12:47		Middle	1.5	22.20	22.20	22.15	7.81	7.81	7.81	32.55	32.55	32.56	75.6	74.0	74.3	5.46	5.34	5.36	3.25	3.27	3.27	8	
22/4/2011	13:49	Sunny	Middle	1.5	23.96	23.96	23.96	7.80	7.80	7.80	31.71	31.71	31.71	60.6	57.6	59.7	5.07	4.76	4.89	3.04	3.34	3.12	4	4.00
	13:51		Middle	1.5	23.96	23.96	23.96	7.80	7.80	7.80	31.71	31.71	31.71	60.3	60.2	59.7	4.88	4.83	4.89	3.14	2.95	3.12	4	
26/4/2011	17:45	Cloudy	Middle	1.5	23.61	23.61	23.61	7.90	7.90	7.90	31.81	31.81	31.81	63.9	63.9	63.5	4.59	4.59	4.50	2.65	2.55	2.67	6	6.00
	17:47		Middle	1.5	23.61	23.61	23.61	7.90	7.90	7.90	31.81	31.81	31.81	63.0	63.3	63.5	4.42	4.41	4.50	2.80	2.66	2.67	6	



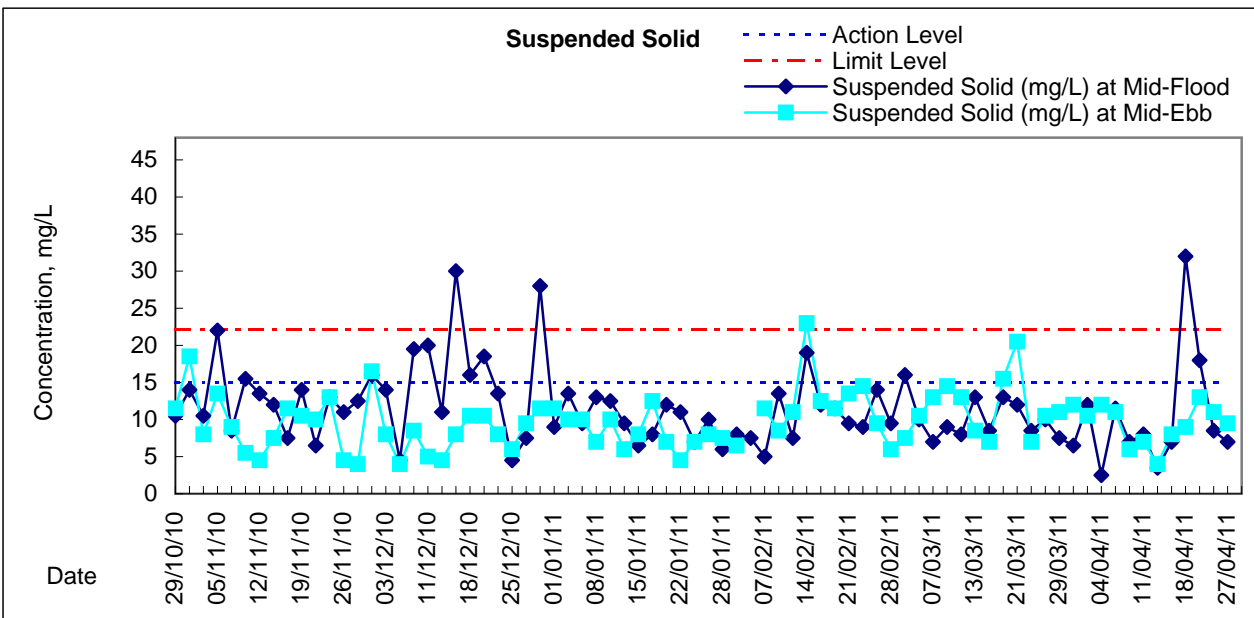
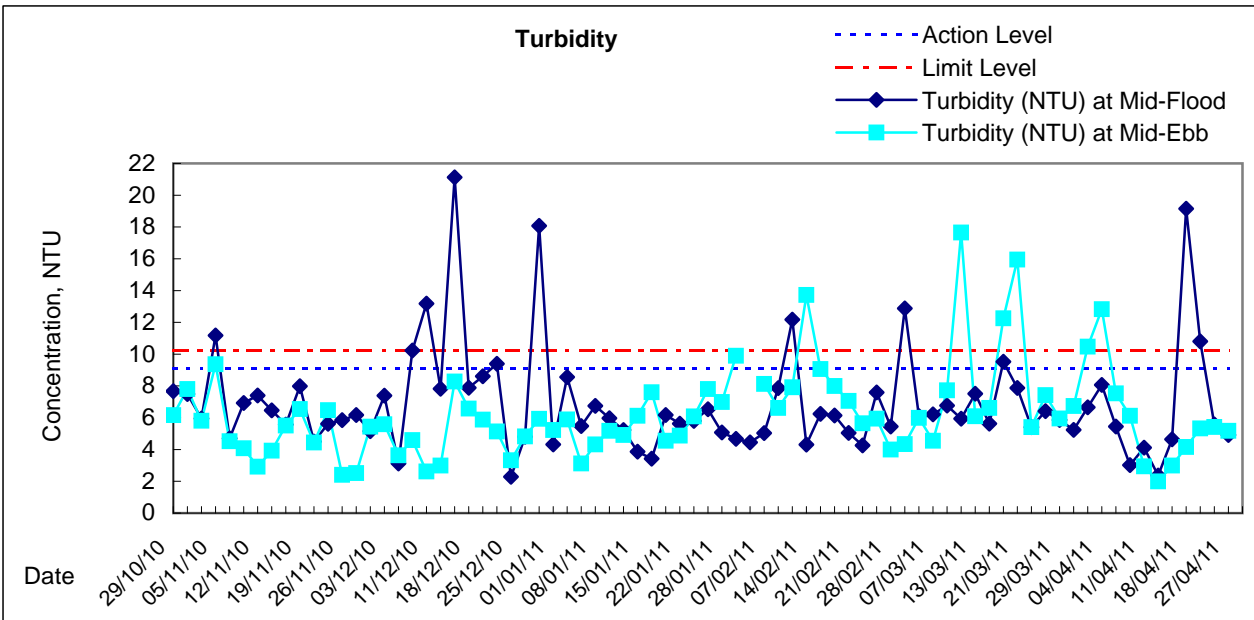
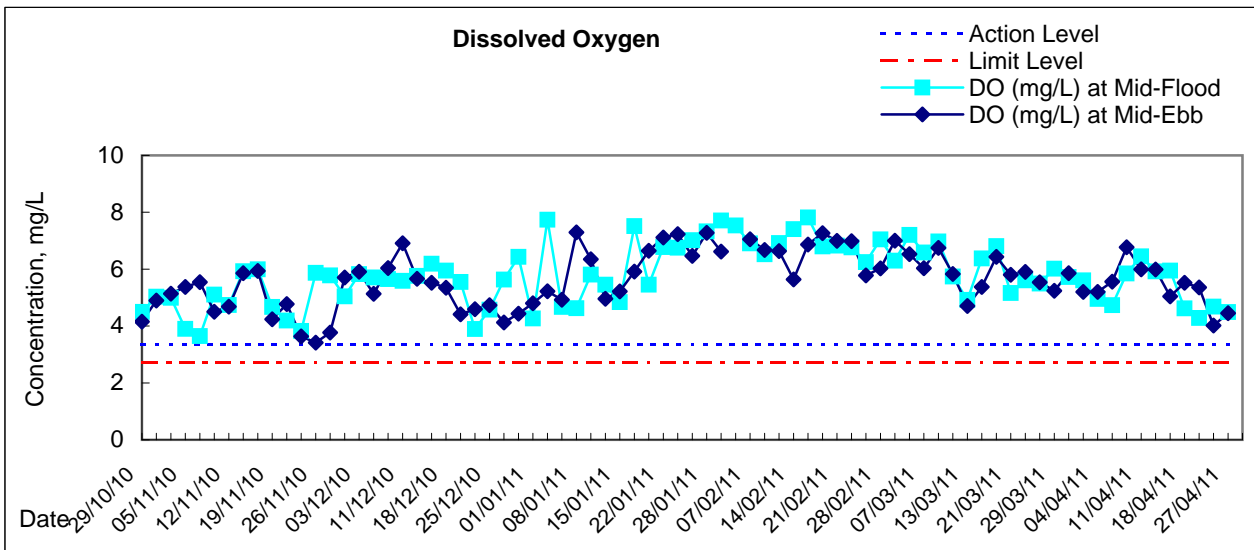


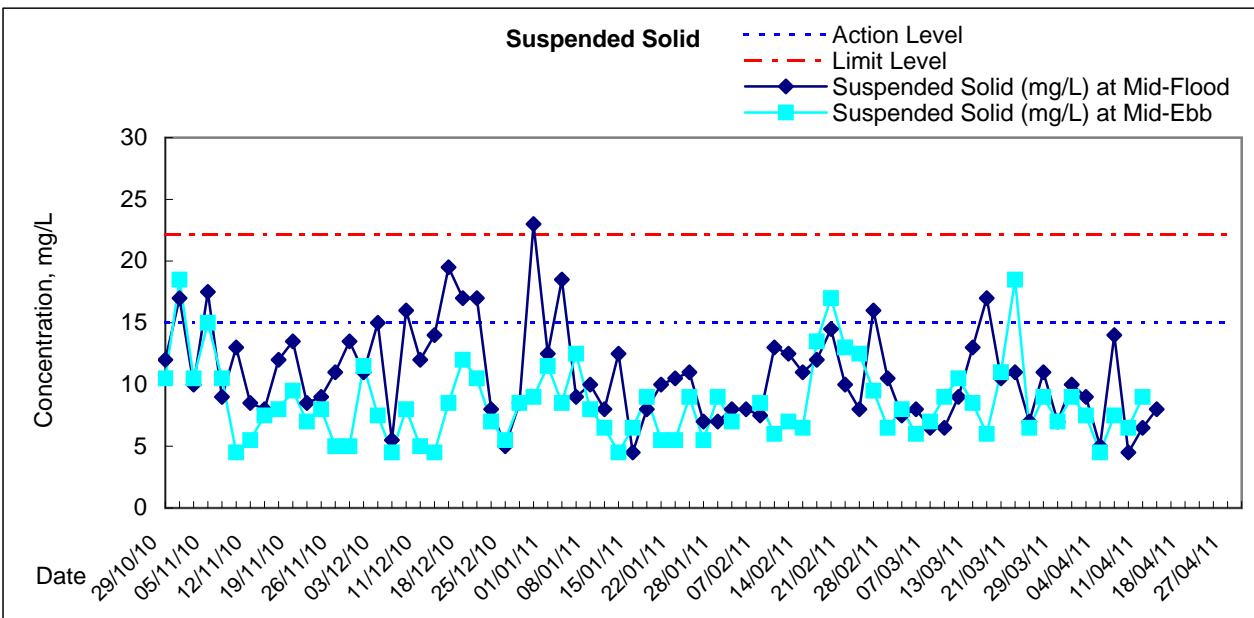
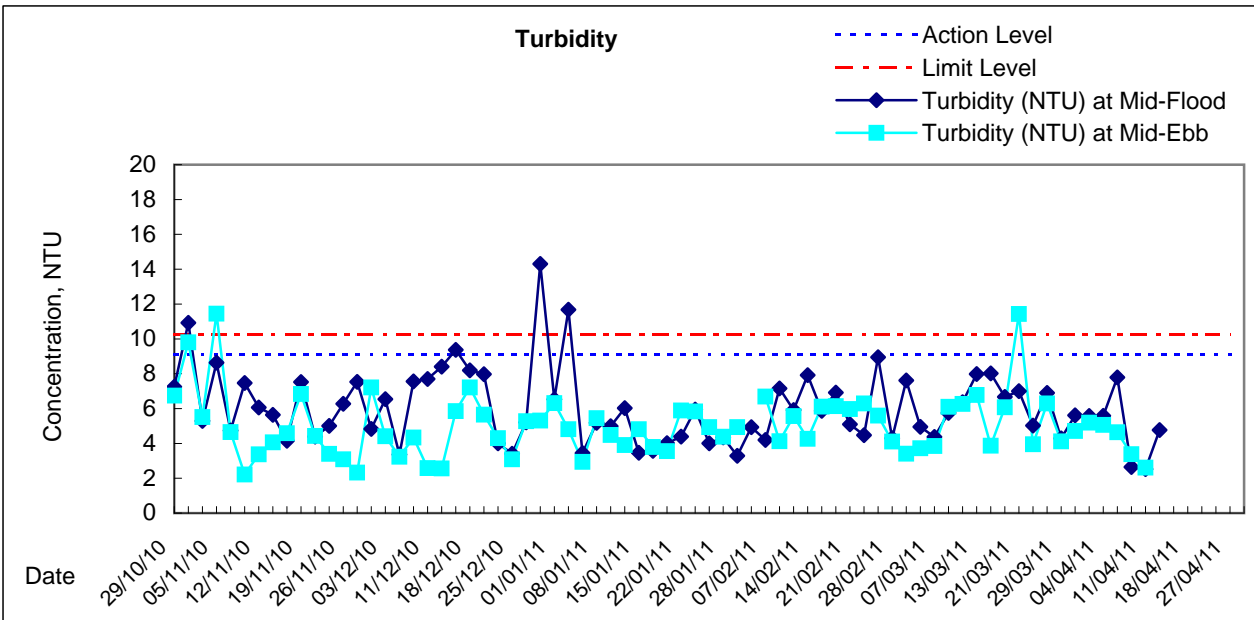
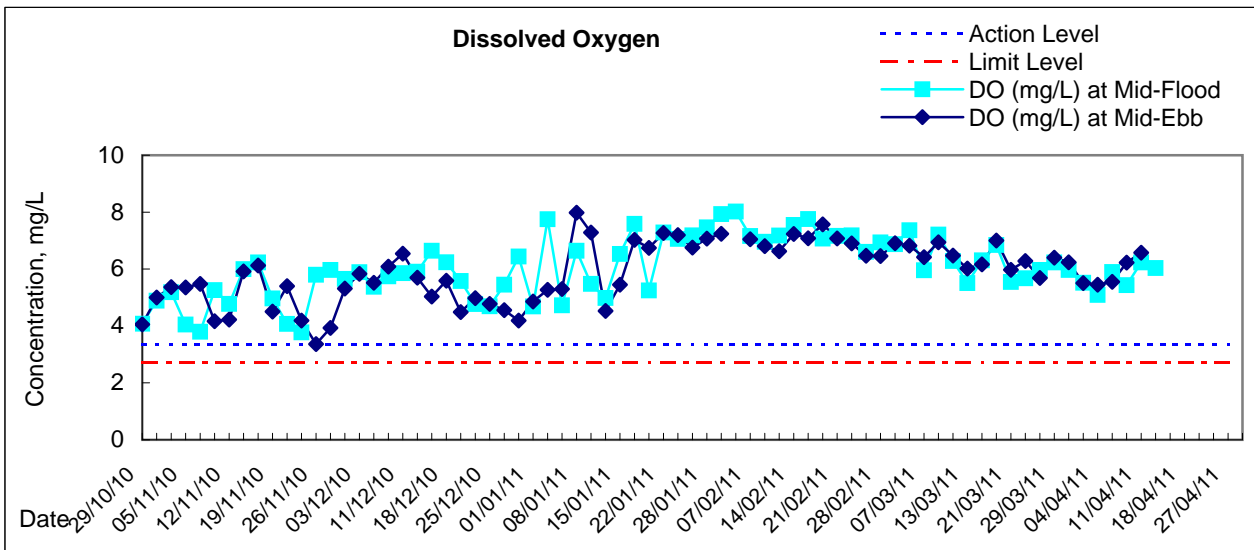


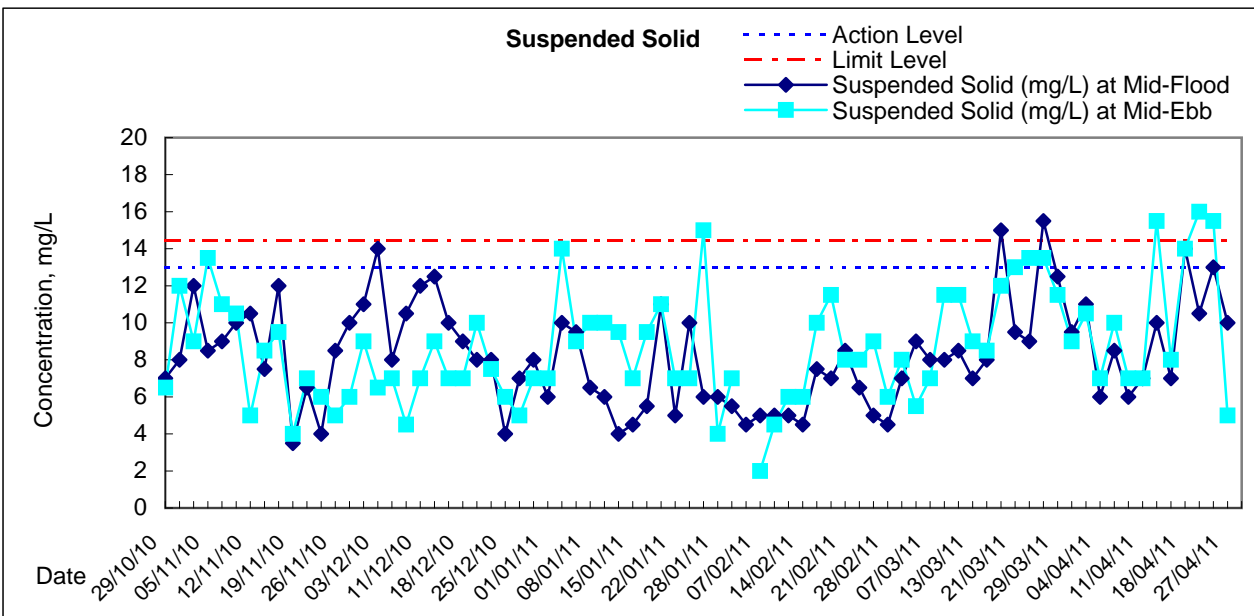
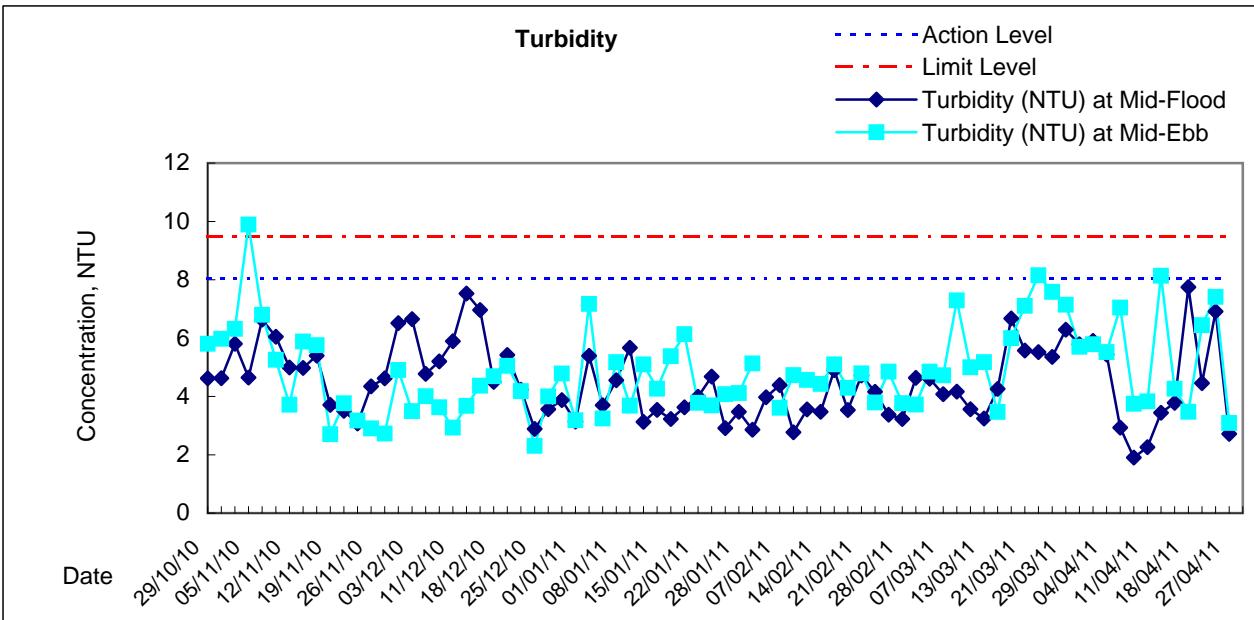
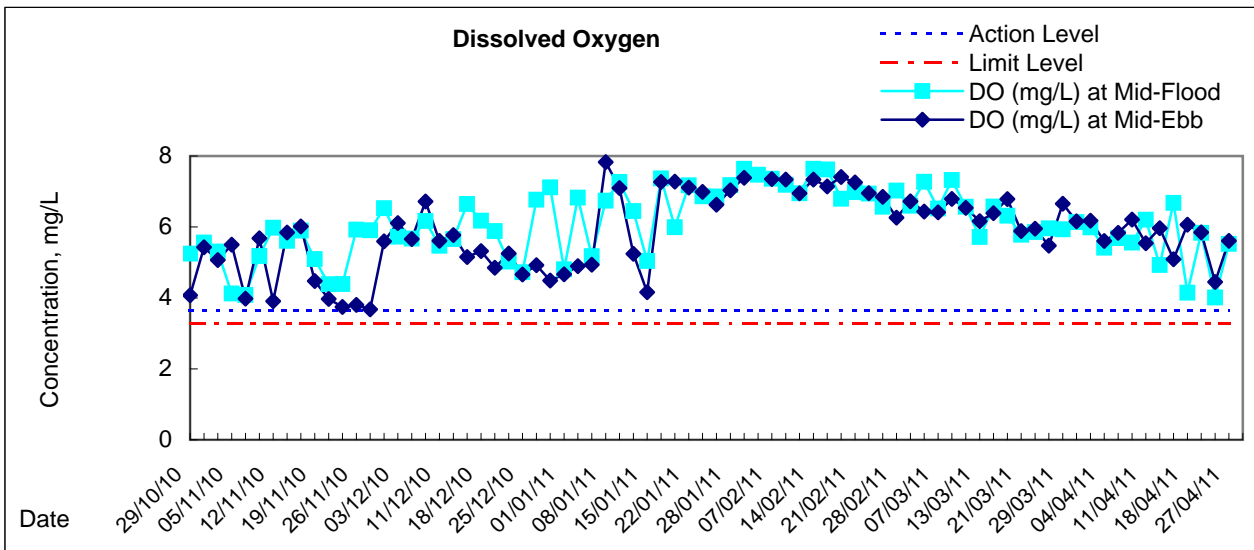




Graphic Presentation of Water Quality Result of C8 - City Garden

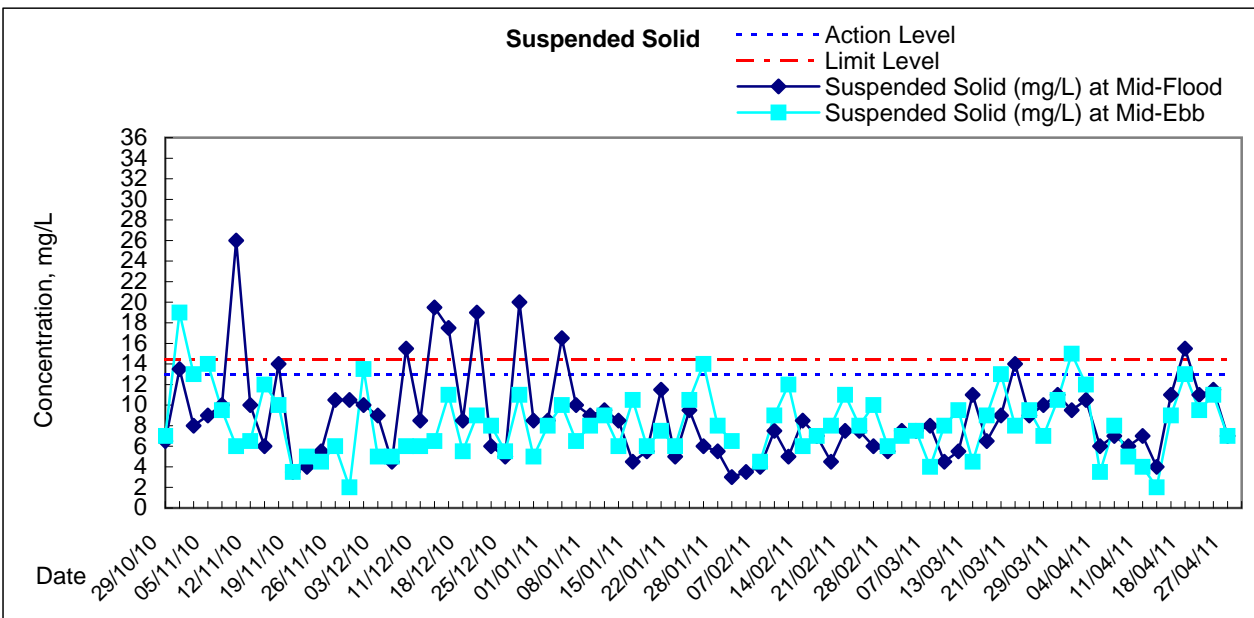
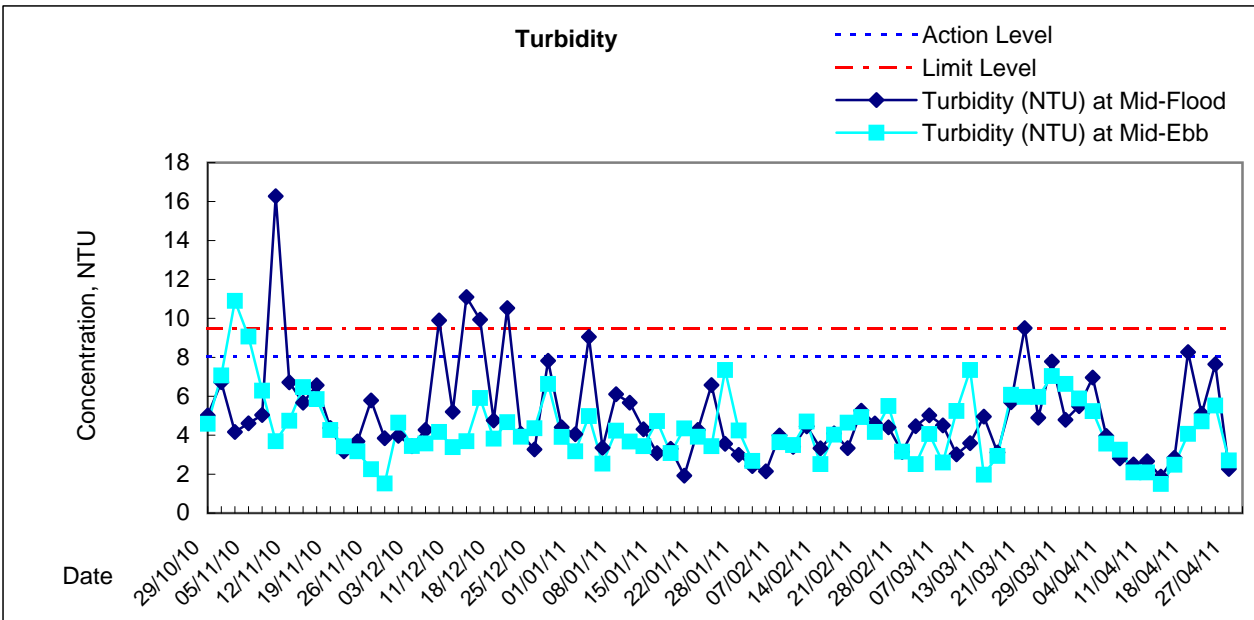
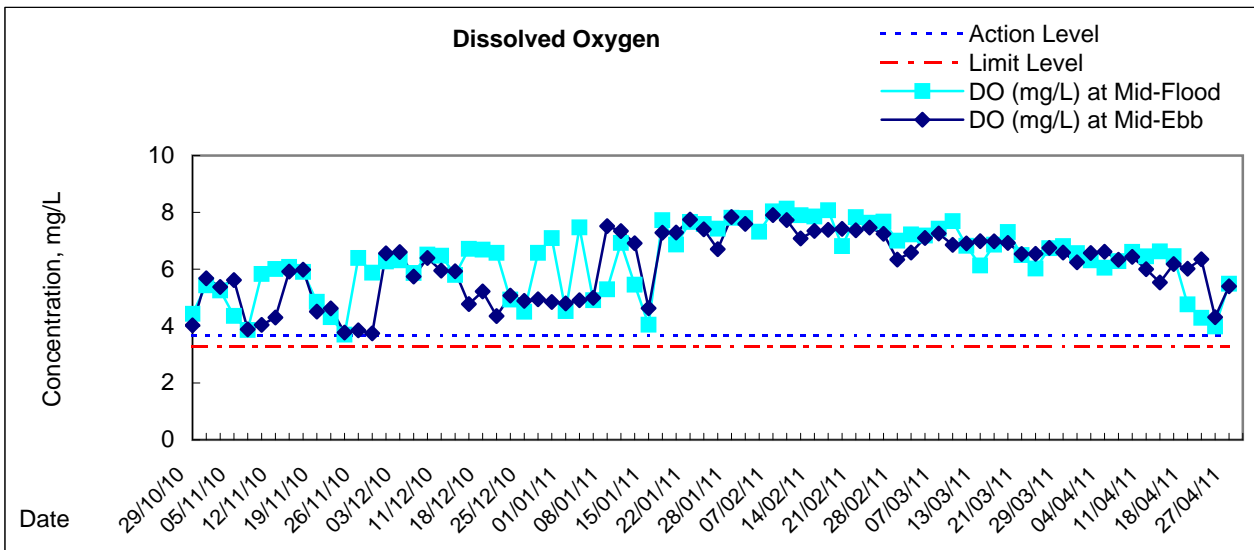


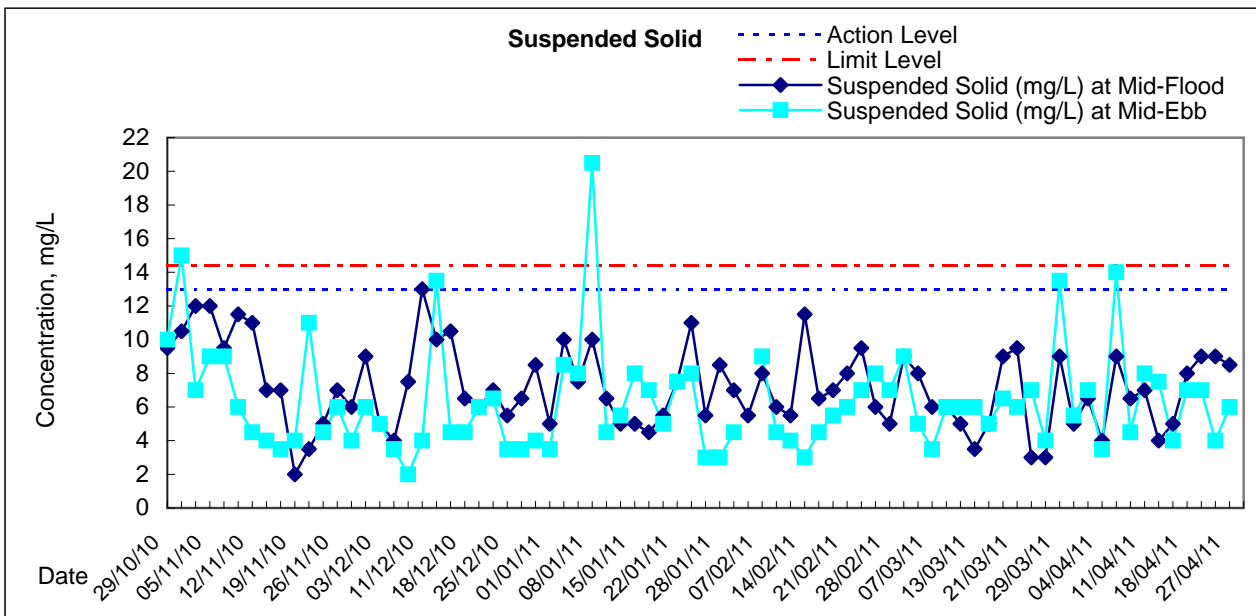
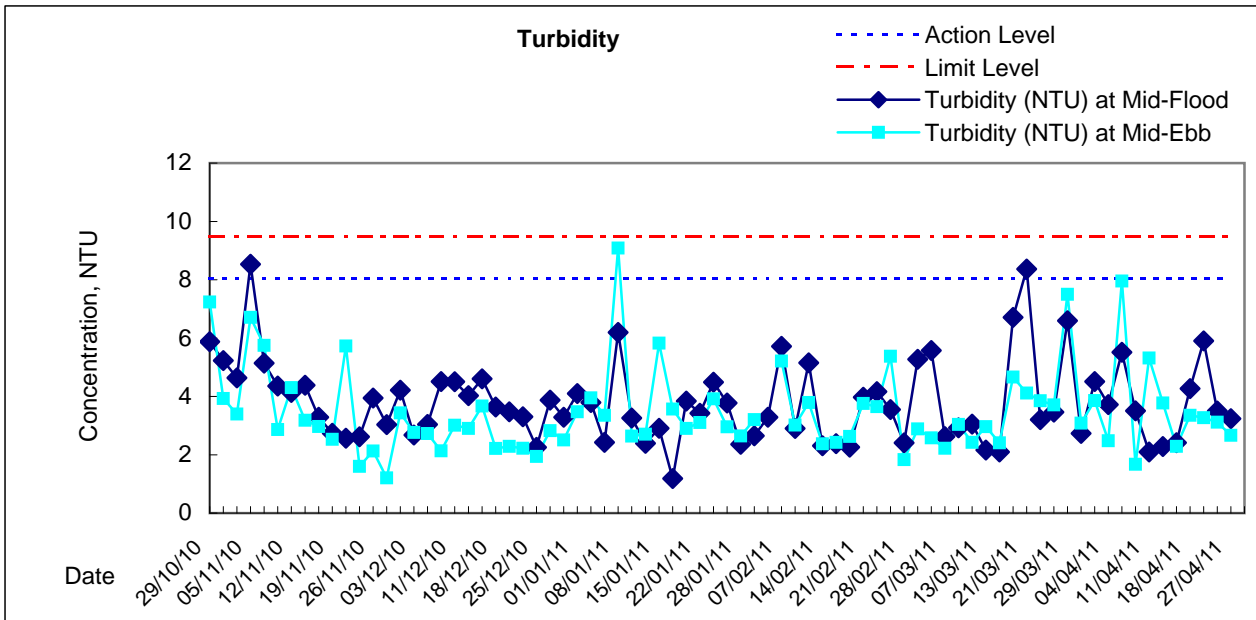
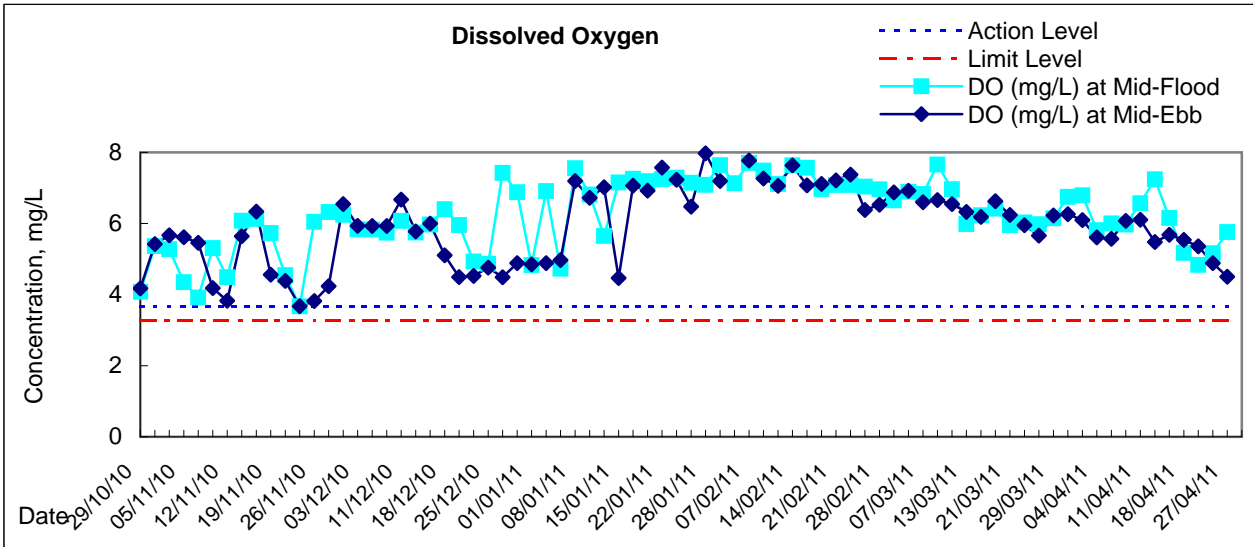


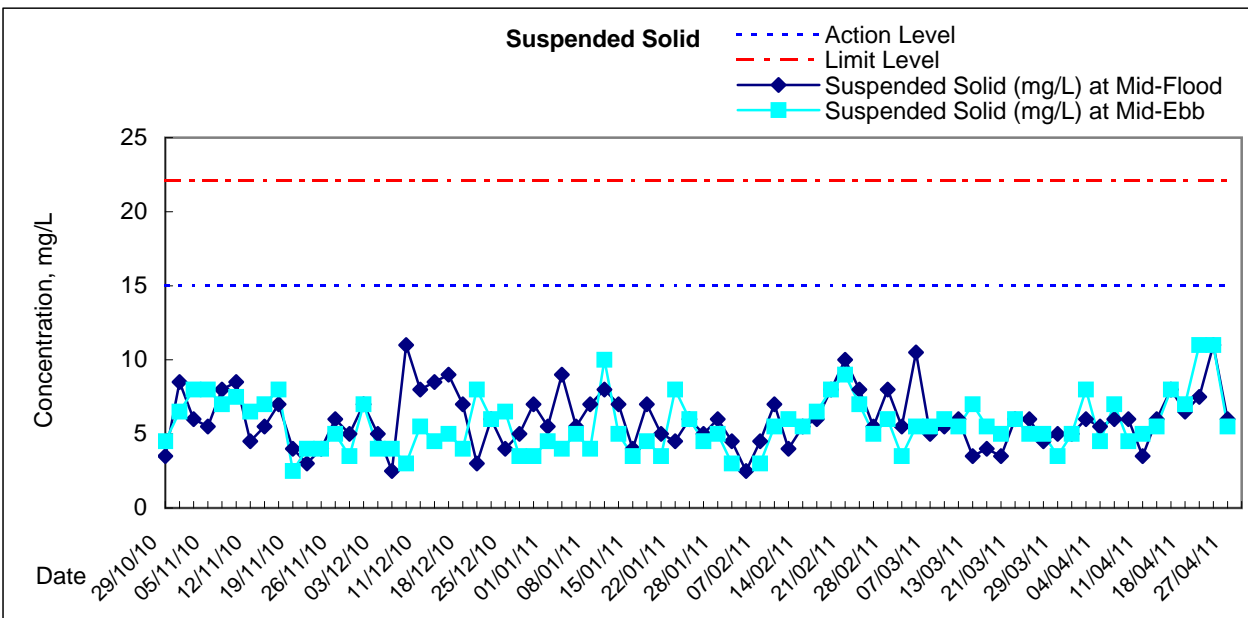
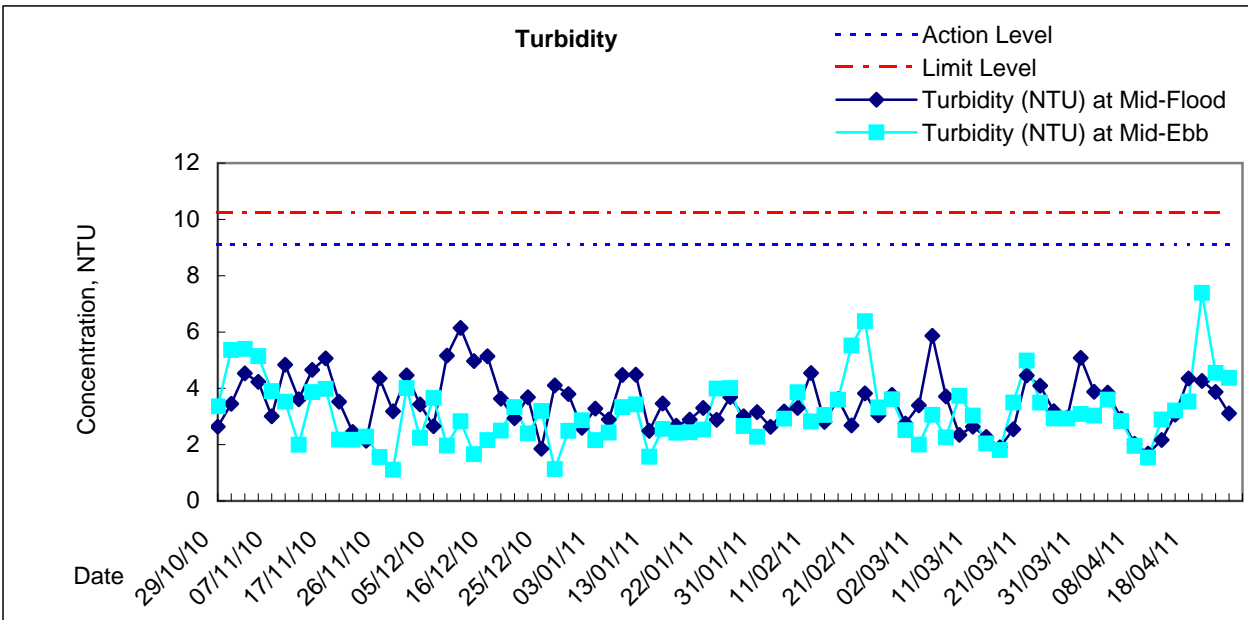
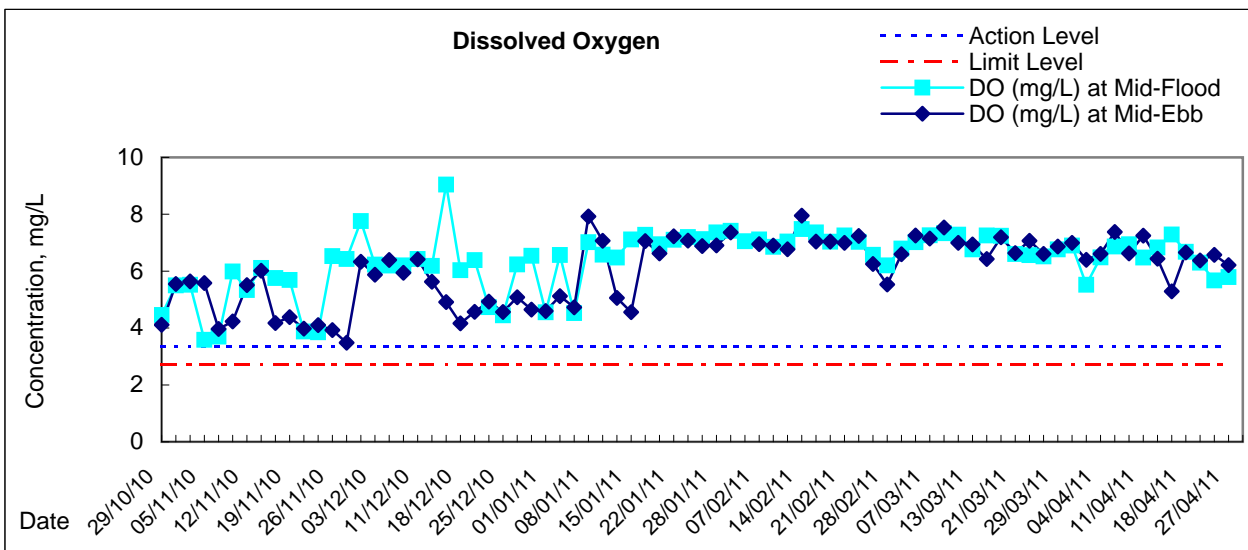


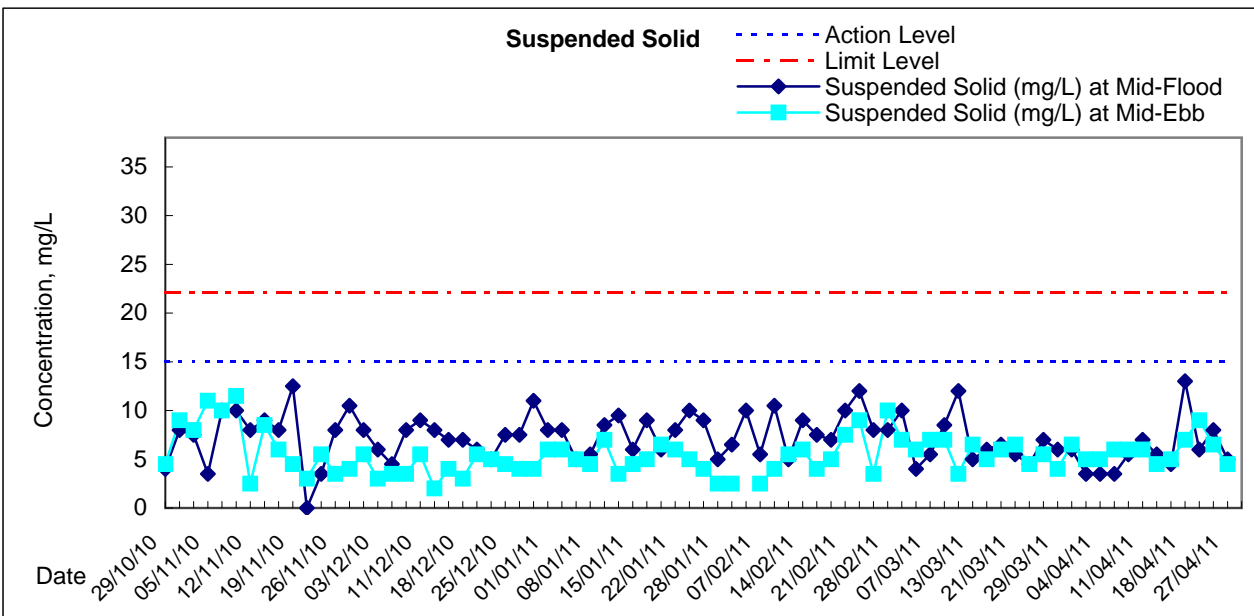
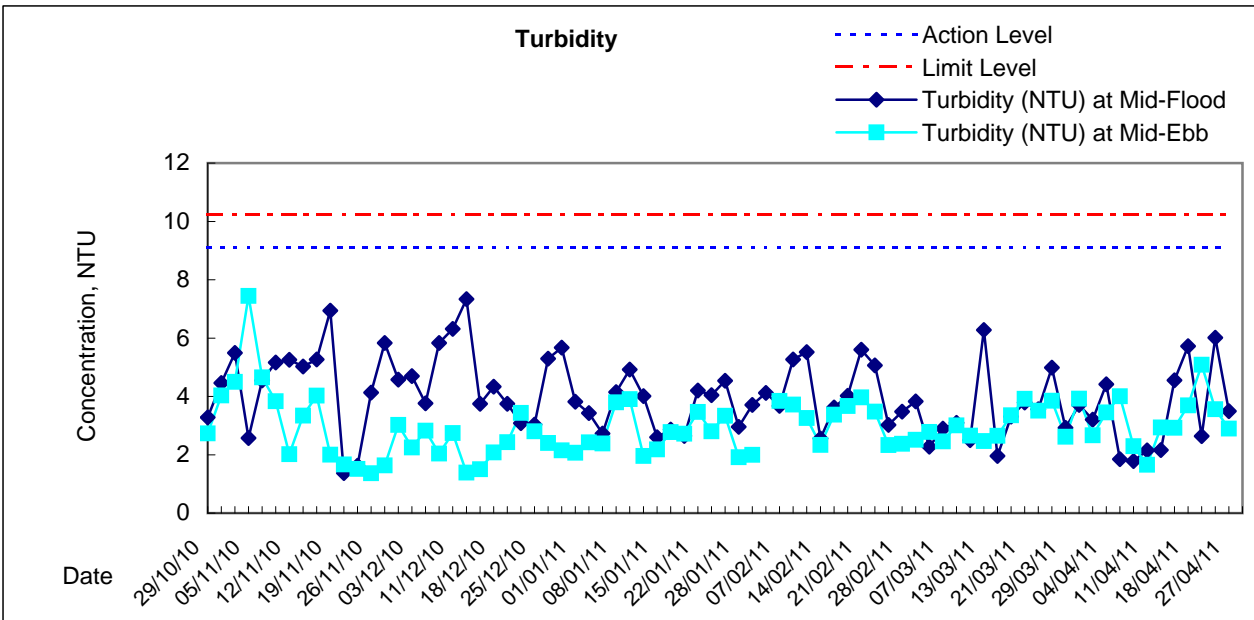
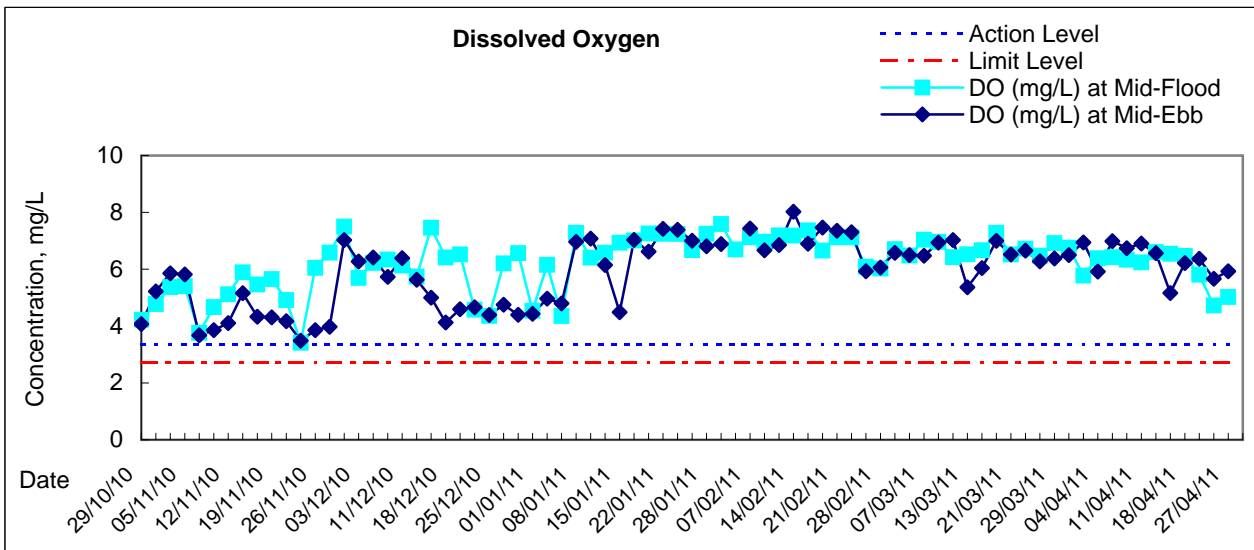


Graphic Presentation of Water Quality Result of WSD20 - Kennedy Town



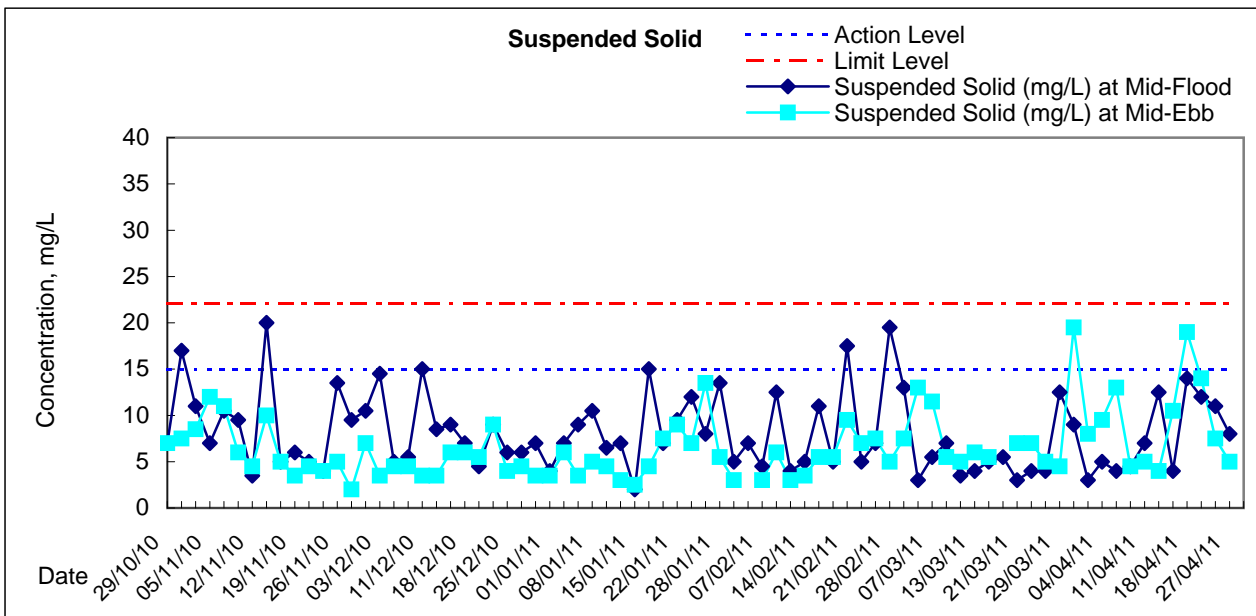
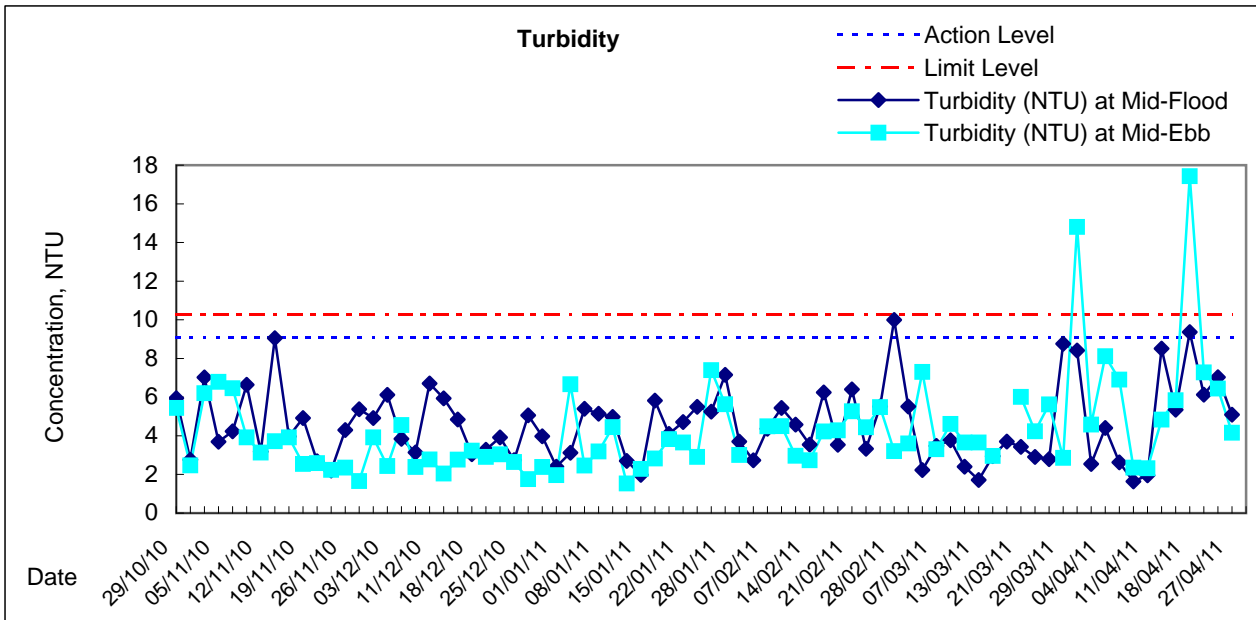
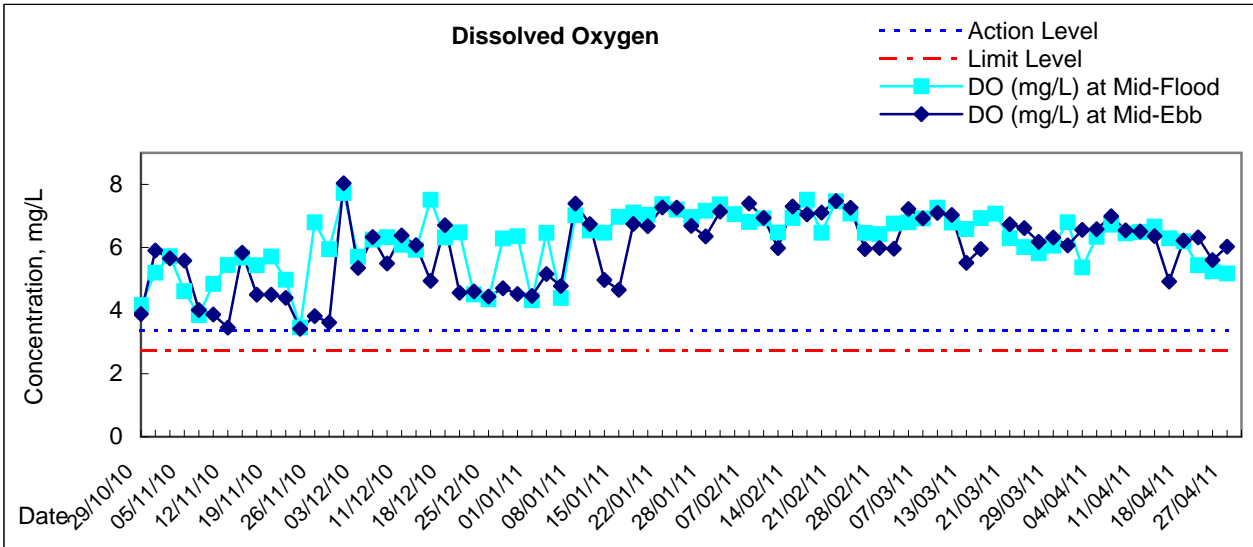


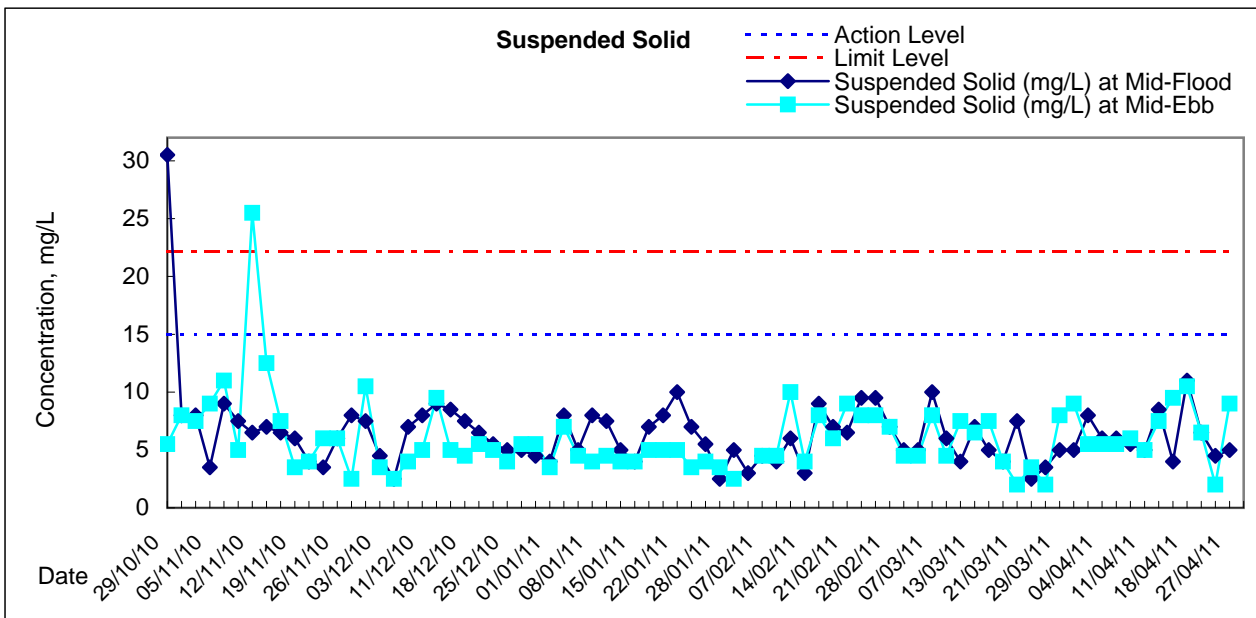
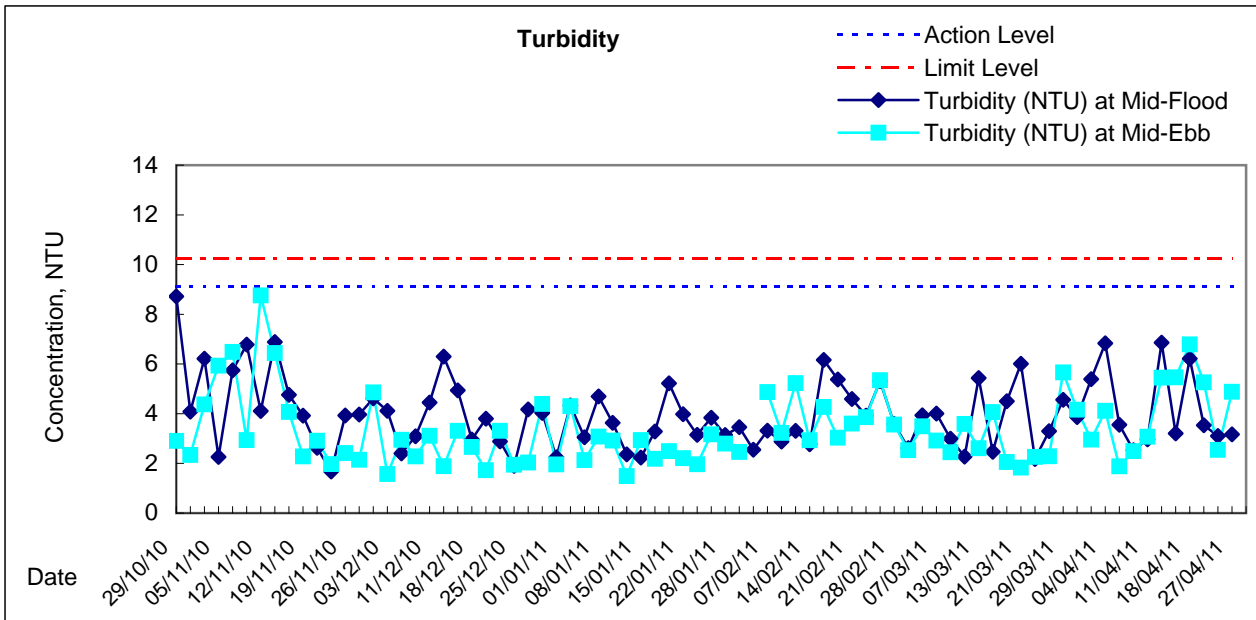
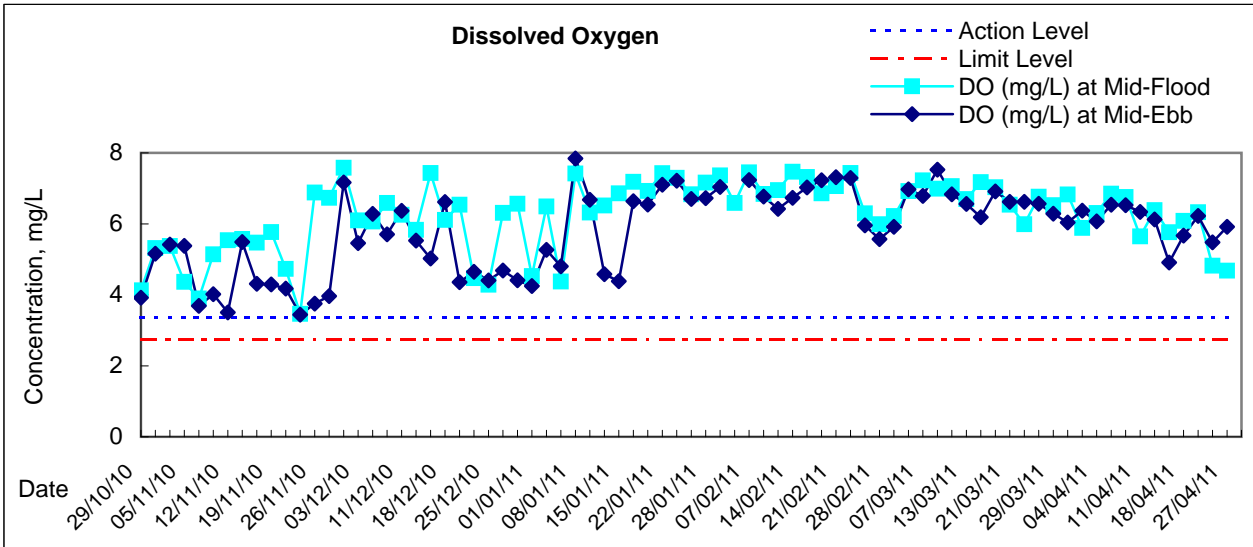






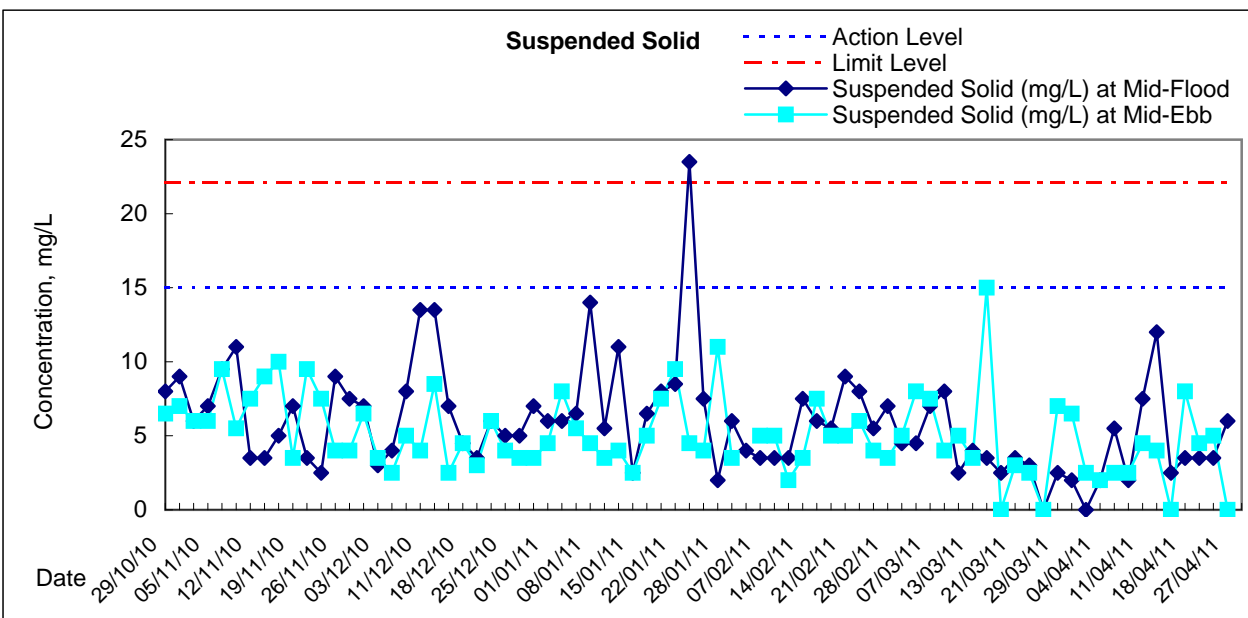
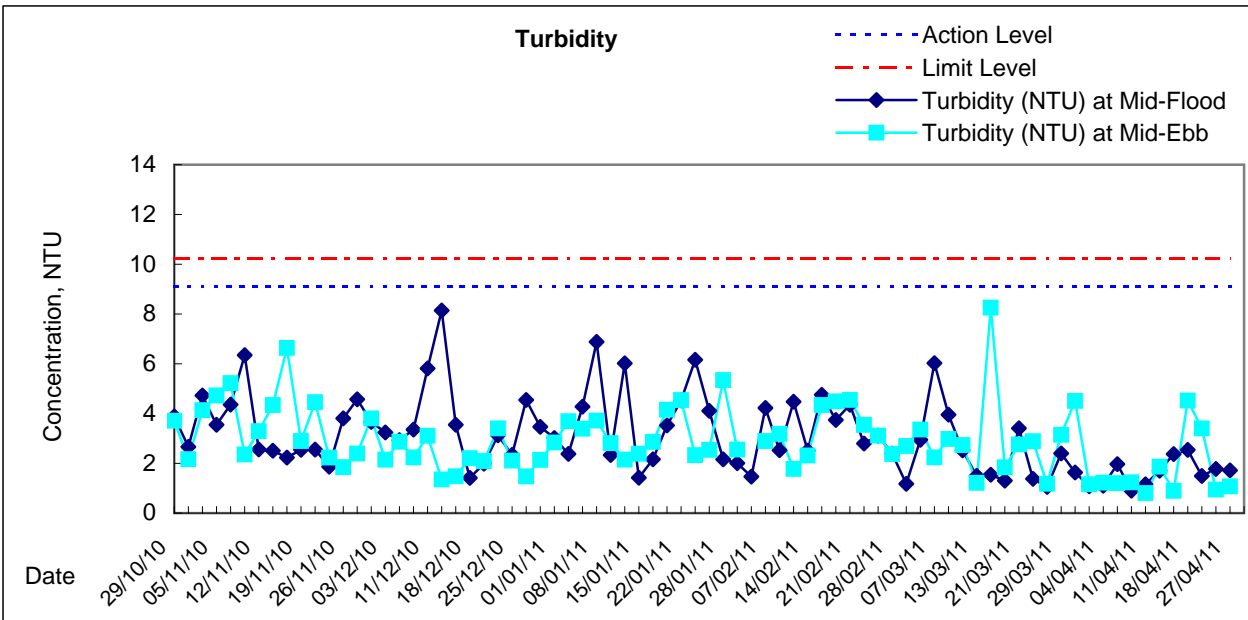
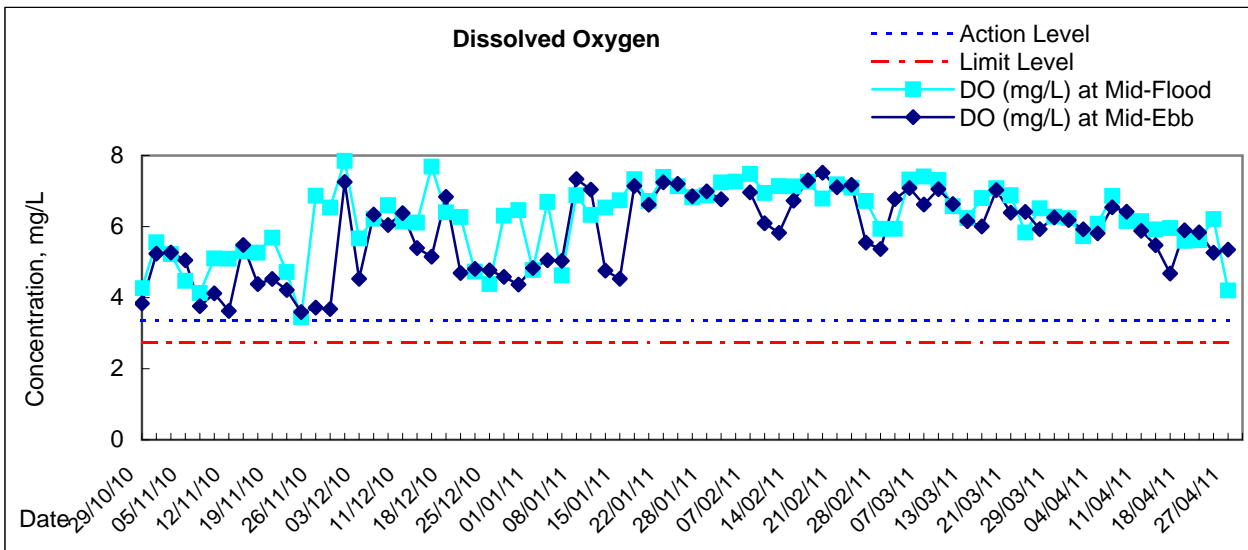
Graphic Presentation of Water Quality Result of C3 - WCT and GEC

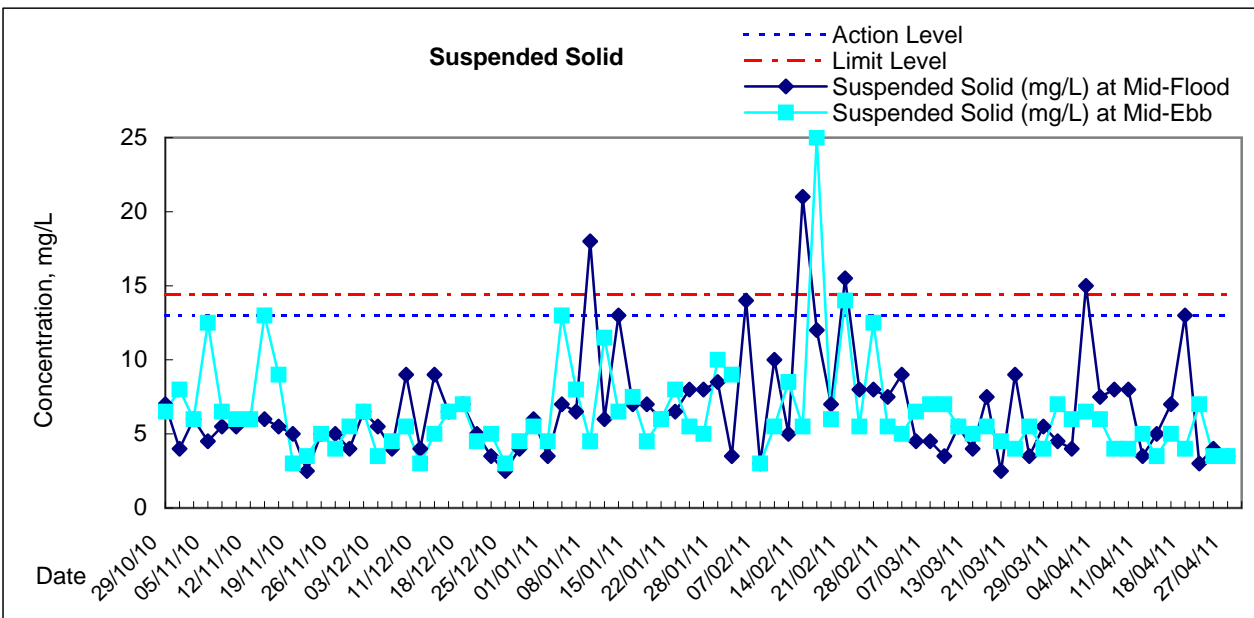
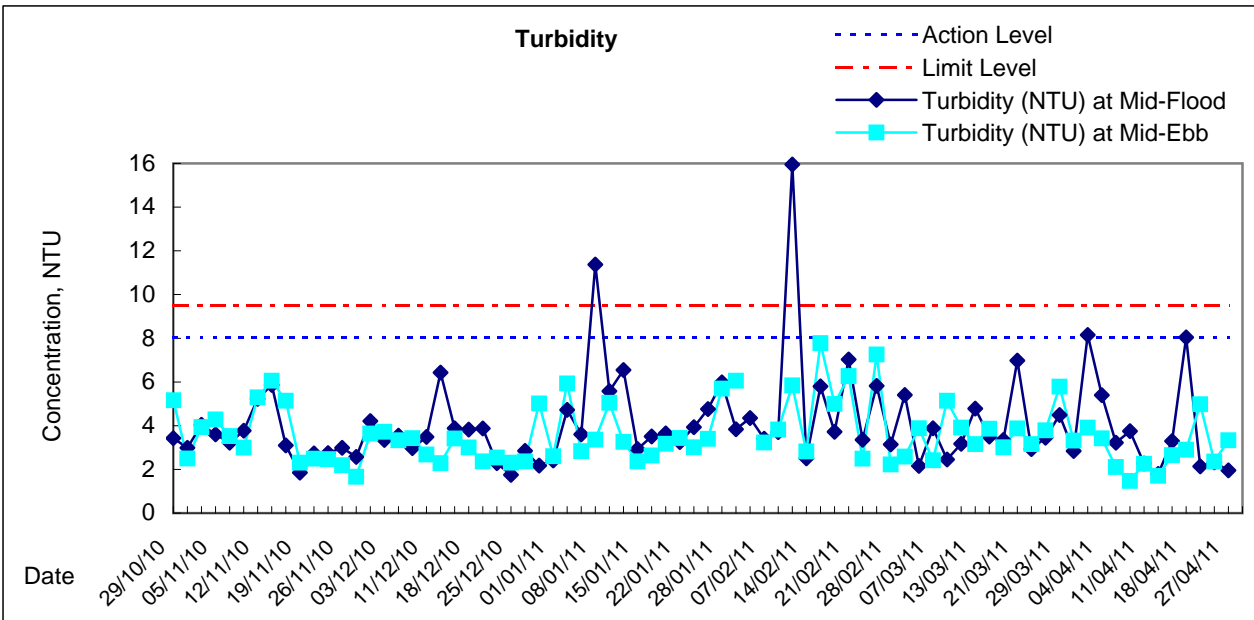
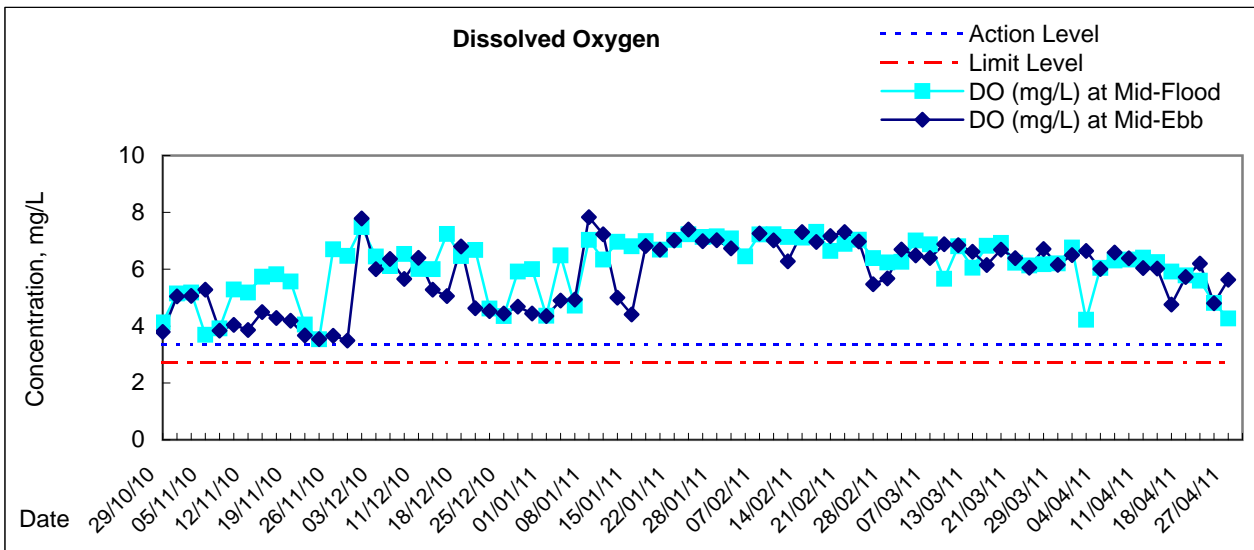


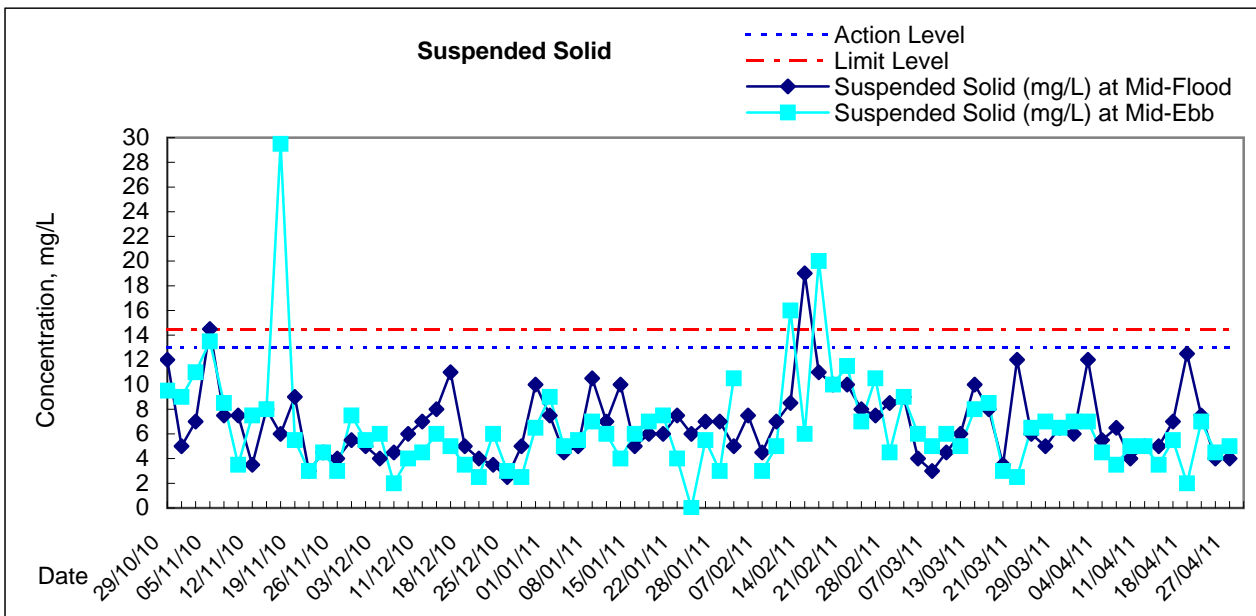
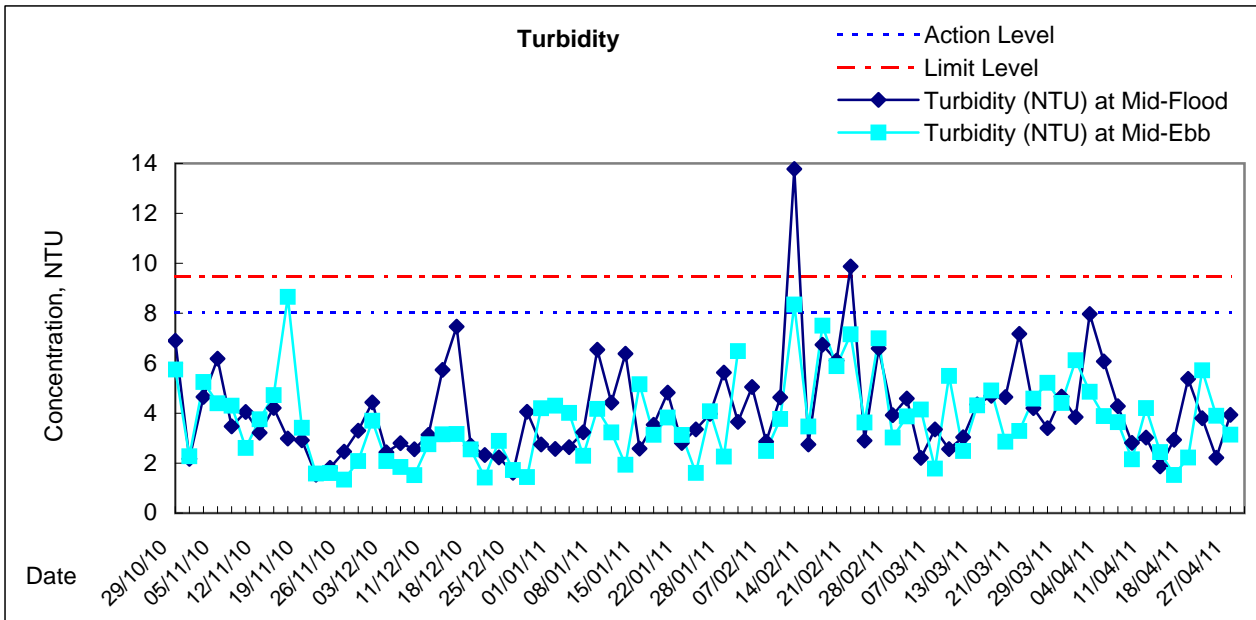
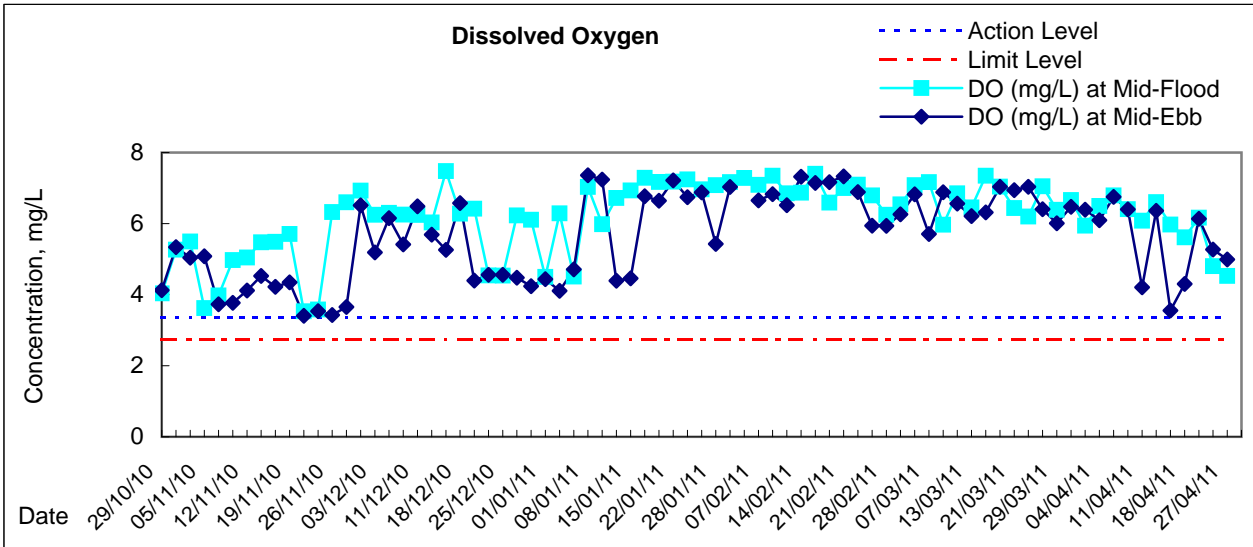


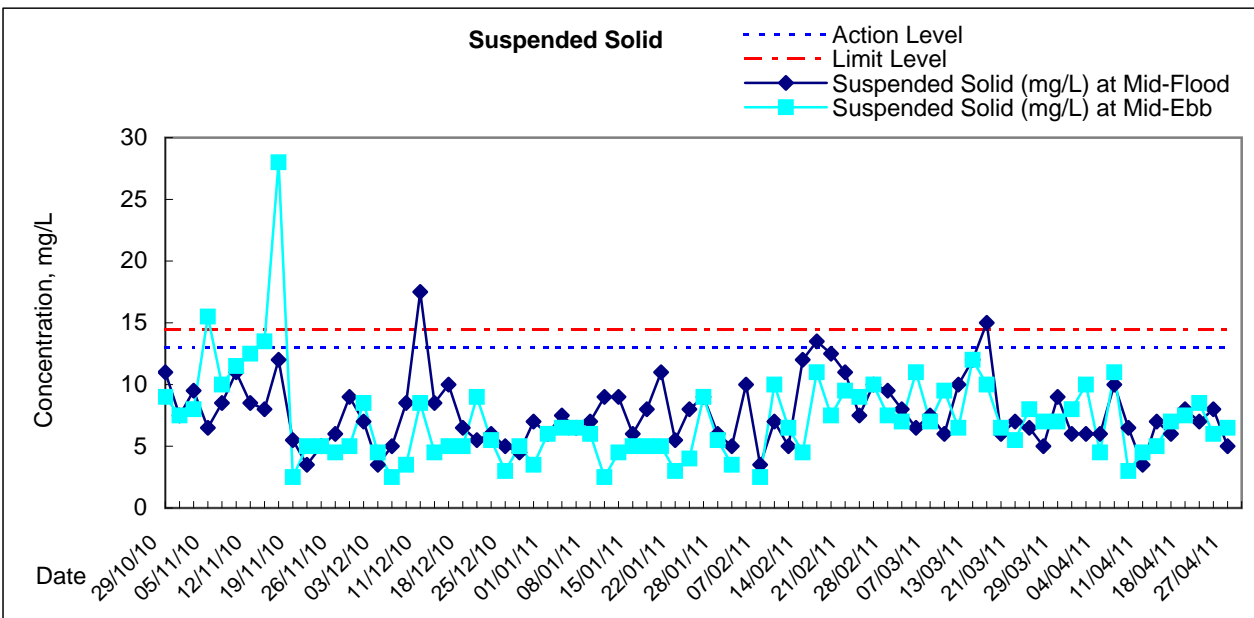
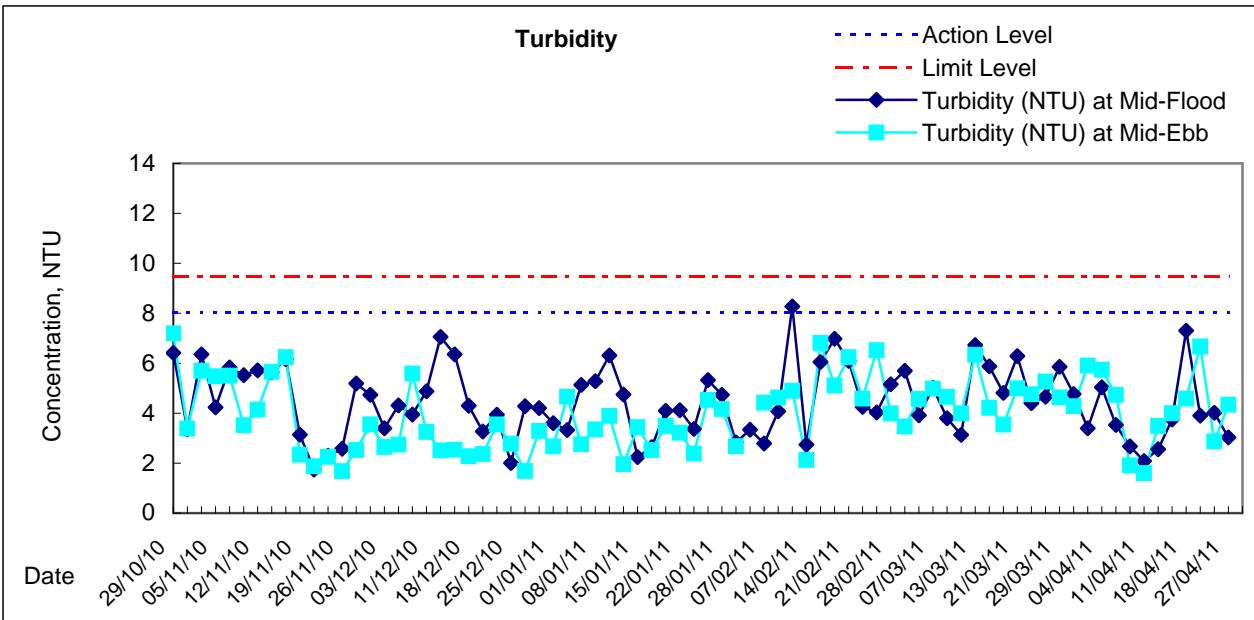
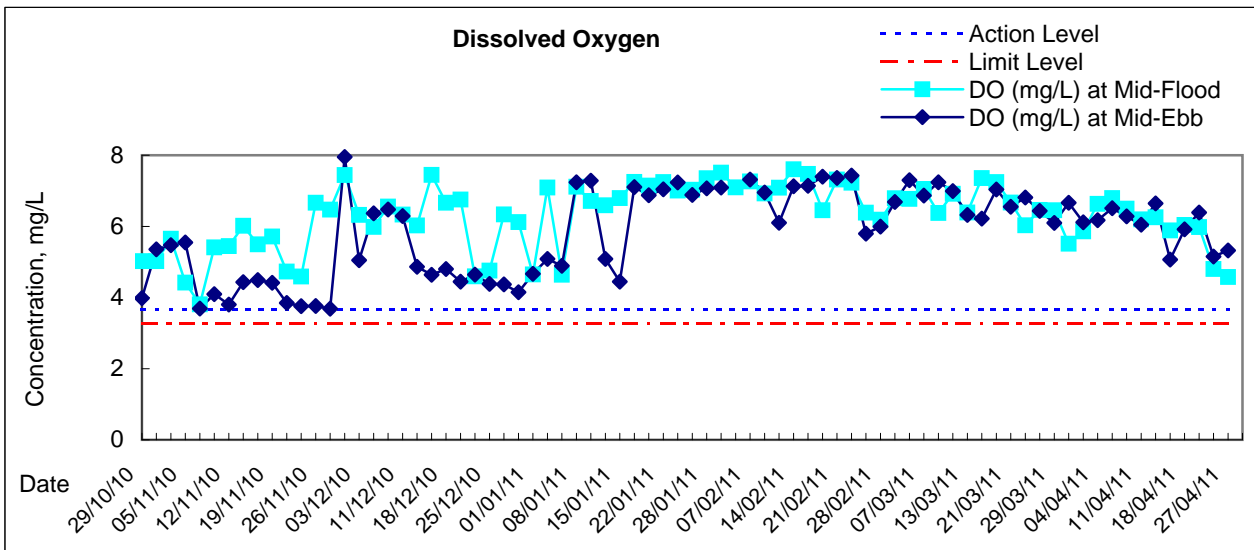


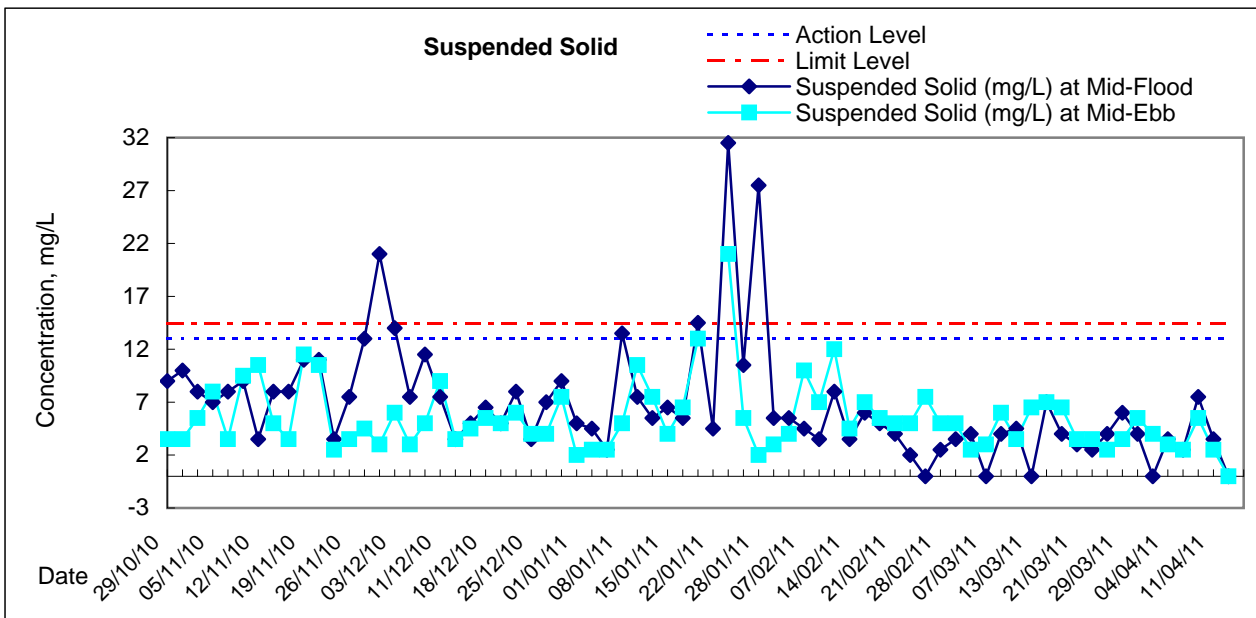
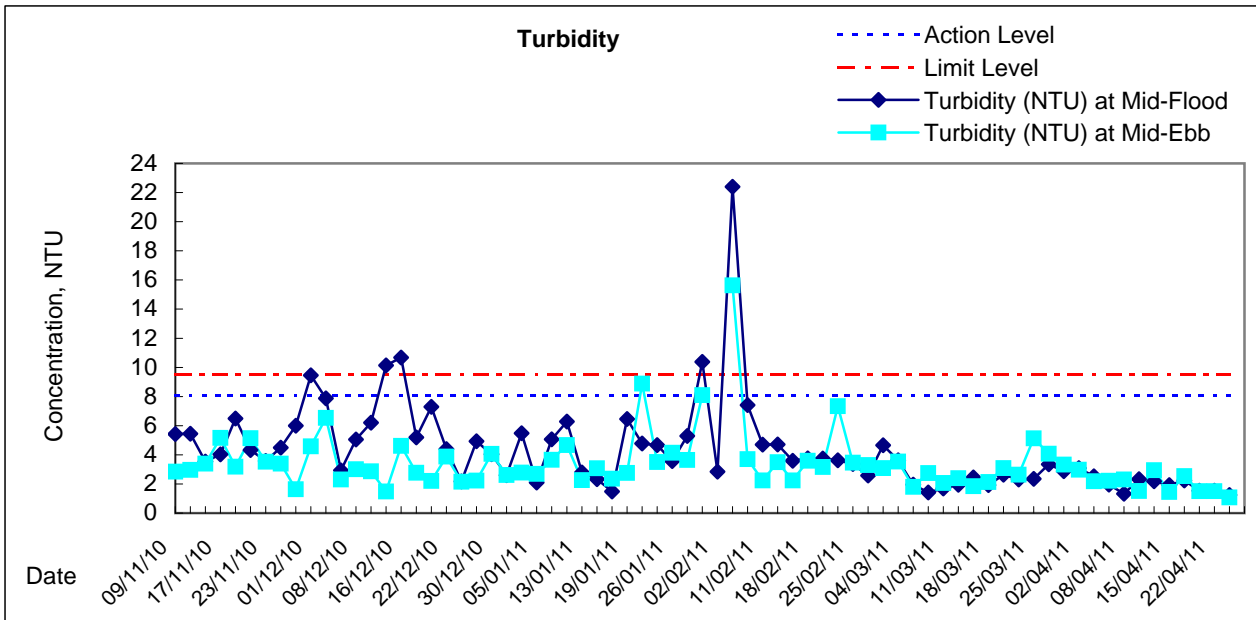
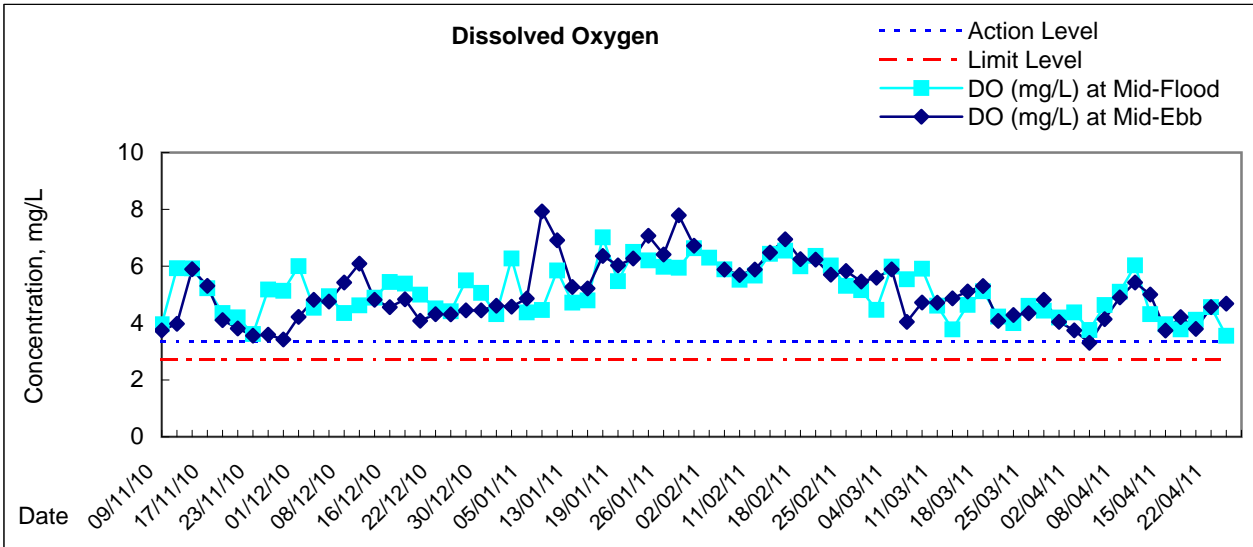
Graphic Presentation of Water Quality Result of C4w - WCT and GEC (Western)



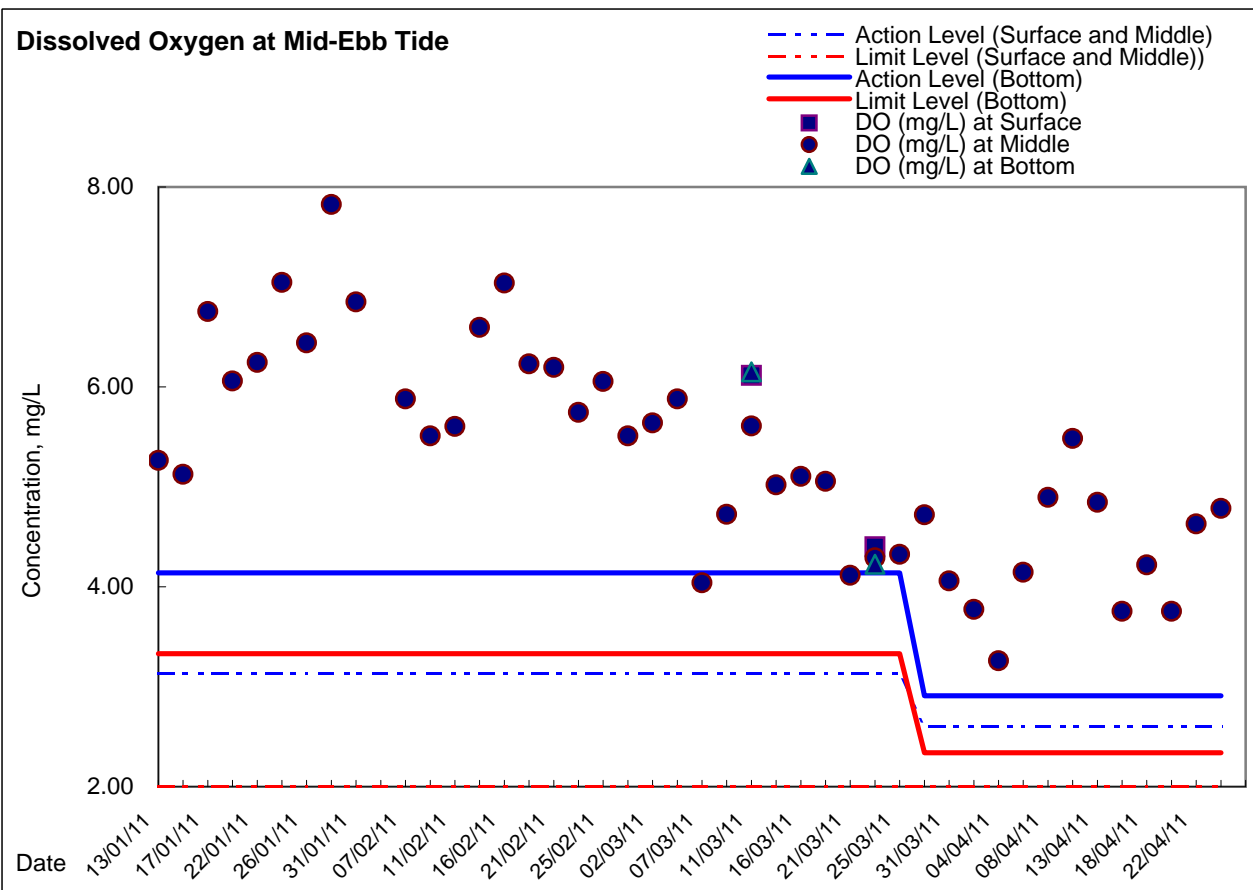
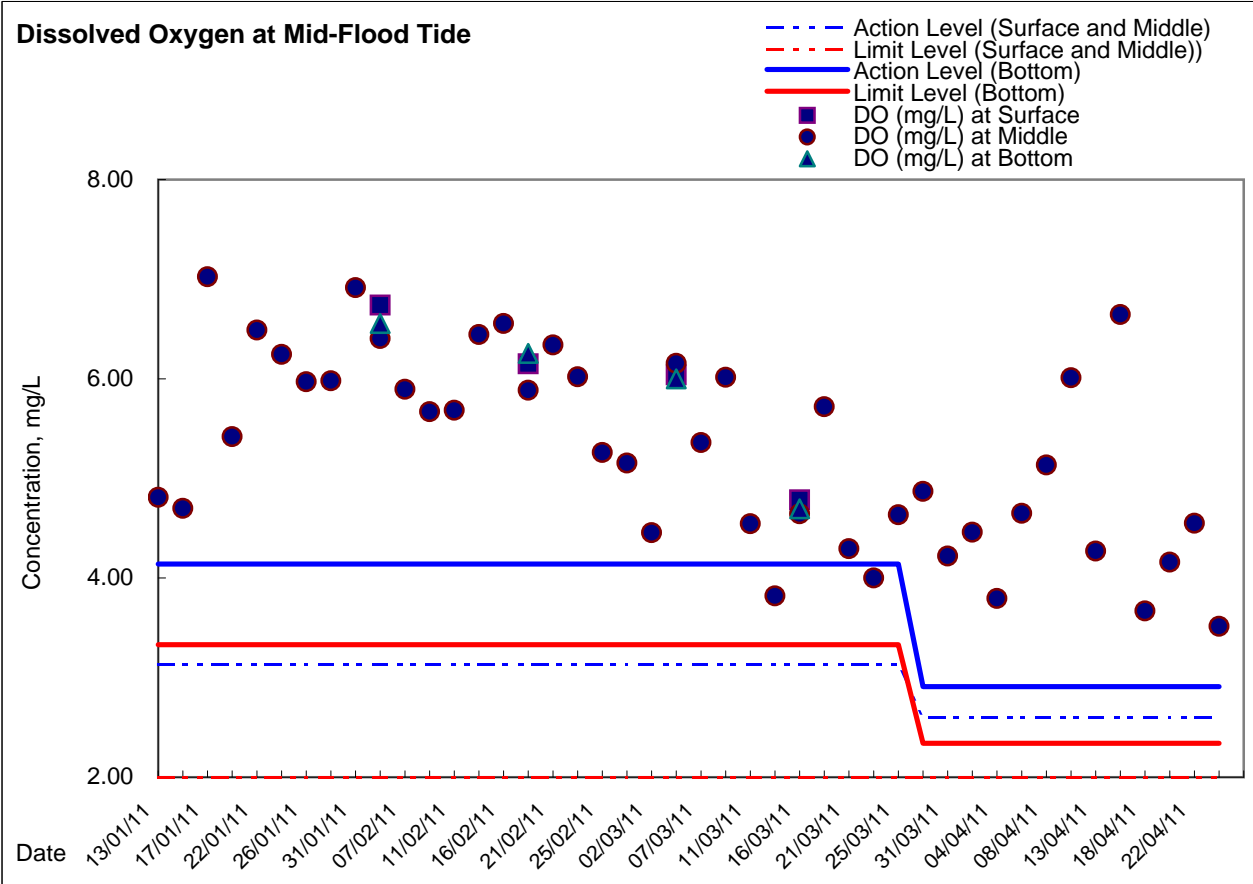






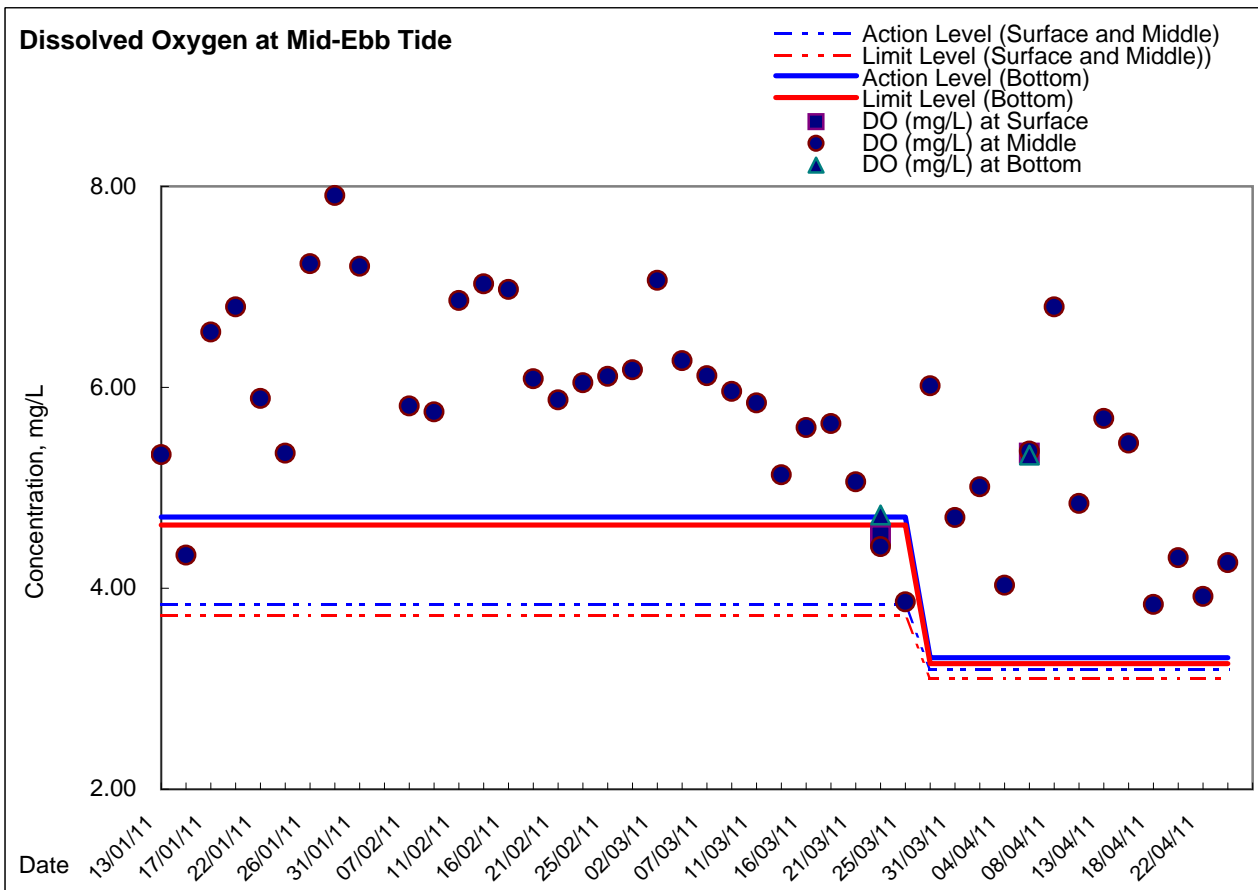
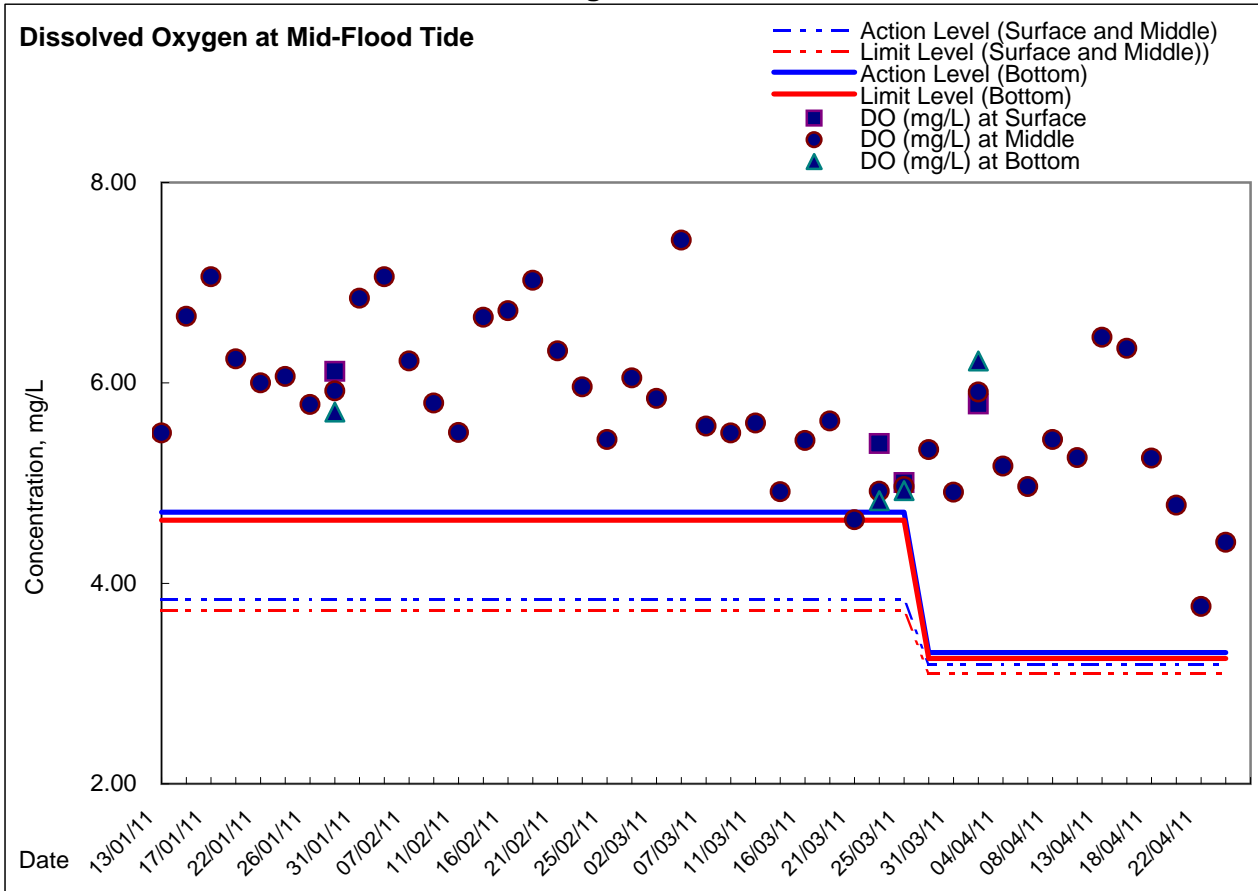


Graphic Presentation of Enhanced Water Monitoring Results (DO) at C6 - Excelsior Hotel





Graphic Presentation of Enhanced Water Monitoring Results (DO) at Ex-WPCWA SW - South-western corners of ex-Public Cargo Works Area





Graphic Presentation of Enhanced Water Monitoring Results (DO) at Ex-WPCWA SE - South-eastern corners of ex-Public Cargo Works Area

